




Spelend en
bewegend leren



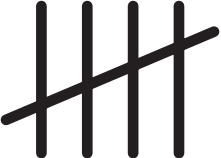
Spelend en
bewegend leren




Spelend en
bewegend leren




Spelend en
bewegend leren




Spelend en
bewegend leren




Spelend en
bewegend leren




Spelend en
bewegend leren




Spelend en
bewegend leren




Handwriting practice card 1. It features two groups of vertical lines. The first group consists of four vertical lines with a diagonal line crossing them from bottom-left to top-right. The second group consists of four vertical lines. A circular logo in the bottom right corner contains the text "Spelend en bewegend leren".




Handwriting practice card 2. It features two groups of vertical lines. The first group consists of four vertical lines with a diagonal line crossing them from bottom-left to top-right. The second group consists of four vertical lines with a diagonal line crossing them from bottom-left to top-right. A circular logo in the bottom right corner contains the text "Spelend en bewegend leren".




Handwriting practice card 3. It features two groups of vertical lines. The first group consists of four vertical lines with a diagonal line crossing them from bottom-left to top-right. The second group consists of four vertical lines with a diagonal line crossing them from bottom-left to top-right. Below the first group is a single vertical line. A circular logo in the bottom right corner contains the text "Spelend en bewegend leren".




Handwriting practice card 4. It features two groups of vertical lines. The first group consists of four vertical lines with a diagonal line crossing them from bottom-left to top-right. The second group consists of four vertical lines with a diagonal line crossing them from bottom-left to top-right. Below the first group are two vertical lines. A circular logo in the bottom right corner contains the text "Spelend en bewegend leren".




Handwriting practice card 5. It features two groups of vertical lines. The first group consists of four vertical lines with a diagonal line crossing them from bottom-left to top-right. The second group consists of four vertical lines with a diagonal line crossing them from bottom-left to top-right. Below the first group are three vertical lines. A circular logo in the bottom right corner contains the text "Spelend en bewegend leren".




Handwriting practice card 6. It features two groups of vertical lines. The first group consists of four vertical lines with a diagonal line crossing them from bottom-left to top-right. The second group consists of four vertical lines with a diagonal line crossing them from bottom-left to top-right. Below the first group are four vertical lines. A circular logo in the bottom right corner contains the text "Spelend en bewegend leren".




Handwriting practice card 7. It features two groups of vertical lines. The first group consists of four vertical lines with a diagonal line crossing them from bottom-left to top-right. The second group consists of four vertical lines with a diagonal line crossing them from bottom-left to top-right. Below the first group is a third group consisting of four vertical lines with a diagonal line crossing them from bottom-left to top-right. A circular logo in the bottom right corner contains the text "Spelend en bewegend leren".




Handwriting practice card 8. It features two groups of vertical lines. The first group consists of four vertical lines with a diagonal line crossing them from bottom-left to top-right. The second group consists of four vertical lines with a diagonal line crossing them from bottom-left to top-right. Below the first group is a third group consisting of four vertical lines with a diagonal line crossing them from bottom-left to top-right. Below the second group is a single vertical line. A circular logo in the bottom right corner contains the text "Spelend en bewegend leren".




Handwriting practice box 1. It contains two rows of lines. The top row has two groups of five vertical lines, each with a diagonal line crossing them from bottom-left to top-right. The bottom row has one group of five vertical lines with a diagonal line, and one group of two vertical lines. A circular logo in the bottom right corner contains the text "Spelend en bewegend leren".



Handwriting practice box 2. It contains two rows of lines. The top row has two groups of five vertical lines, each with a diagonal line crossing them from bottom-left to top-right. The bottom row has one group of five vertical lines with a diagonal line, and one group of three vertical lines. A circular logo in the bottom right corner contains the text "Spelend en bewegend leren".



Handwriting practice box 3. It contains two rows of lines. The top row has two groups of five vertical lines, each with a diagonal line crossing them from bottom-left to top-right. The bottom row has one group of five vertical lines with a diagonal line, and one group of four vertical lines. A circular logo in the bottom right corner contains the text "Spelend en bewegend leren".



Handwriting practice box 4. It contains two rows of lines. The top row has two groups of five vertical lines, each with a diagonal line crossing them from bottom-left to top-right. The bottom row has one group of five vertical lines with a diagonal line, and one group of five vertical lines. A circular logo in the bottom right corner contains the text "Spelend en bewegend leren".