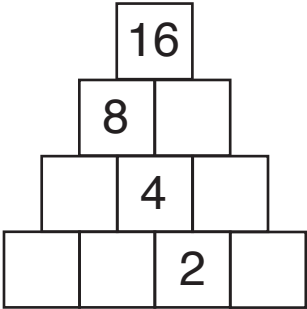
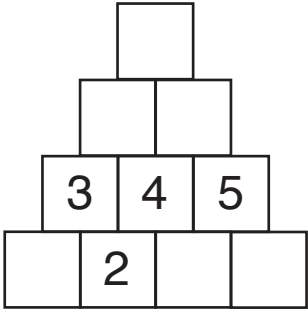
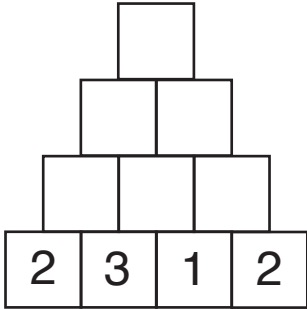
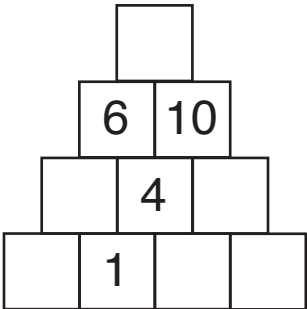
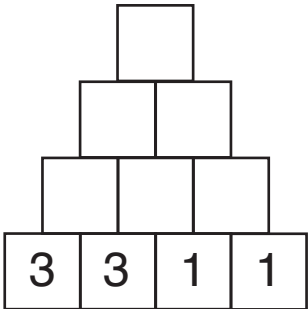
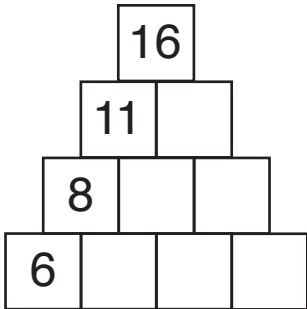
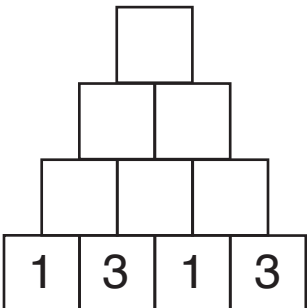
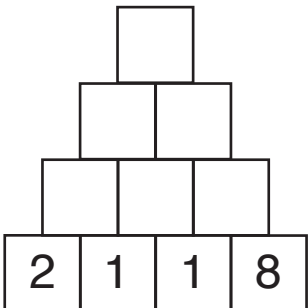
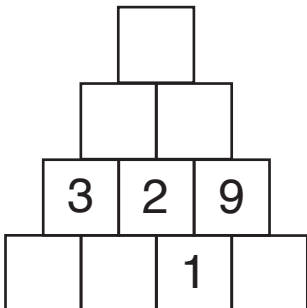
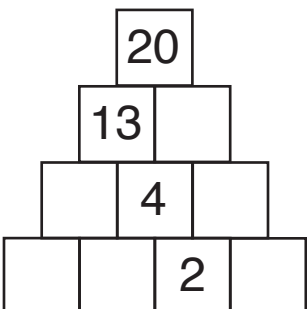
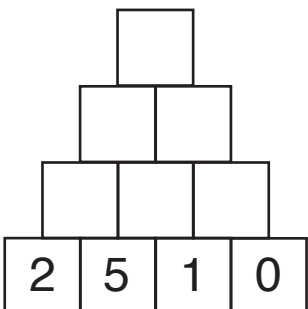
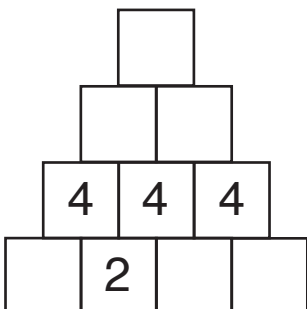


<p style="writing-mode: vertical-rl; transform: rotate(180deg);">POWERSPEL</p>	<p style="writing-mode: vertical-rl; transform: rotate(180deg);">POWERSPEL</p>	<p style="writing-mode: vertical-rl; transform: rotate(180deg);">POWERSPEL</p>
<p style="writing-mode: vertical-rl; transform: rotate(180deg);">POWERSPEL</p>	<p style="writing-mode: vertical-rl; transform: rotate(180deg);">POWERSPEL</p>	<p style="writing-mode: vertical-rl; transform: rotate(180deg);">POWERSPEL</p>
<p style="writing-mode: vertical-rl; transform: rotate(180deg);">POWERSPEL</p>	<p style="writing-mode: vertical-rl; transform: rotate(180deg);">POWERSPEL</p>	<p style="writing-mode: vertical-rl; transform: rotate(180deg);">POWERSPEL</p>
<p style="writing-mode: vertical-rl; transform: rotate(180deg);">POWERSPEL</p>	<p style="writing-mode: vertical-rl; transform: rotate(180deg);">POWERSPEL</p>	<p style="writing-mode: vertical-rl; transform: rotate(180deg);">POWERSPEL</p>

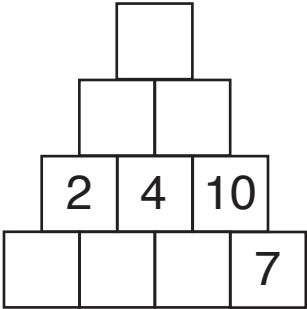
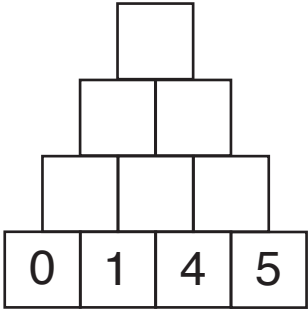
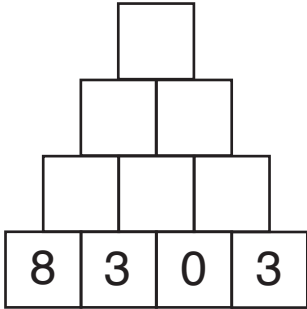
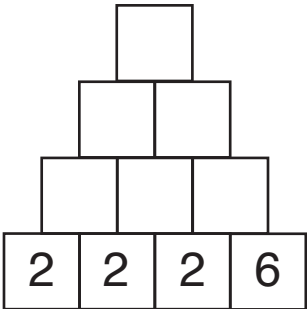
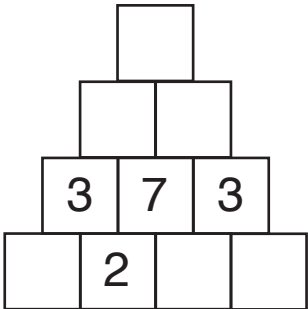
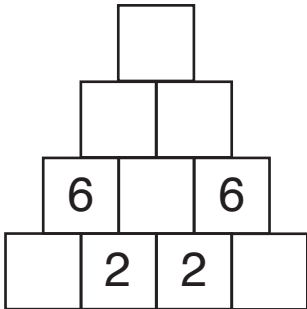
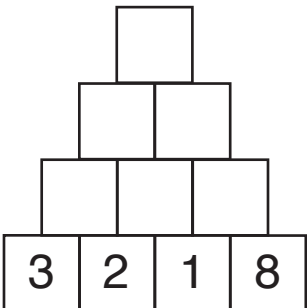
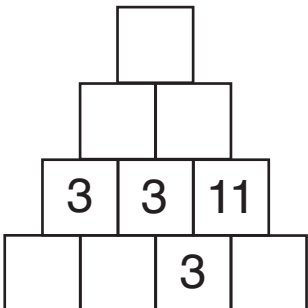
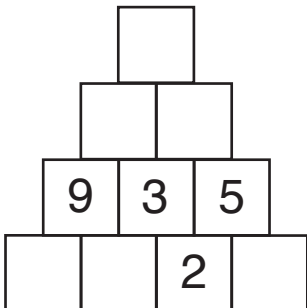
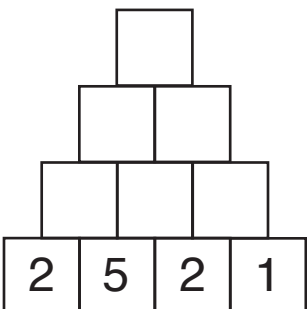
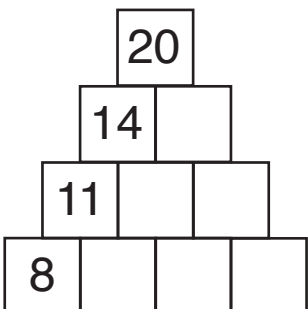
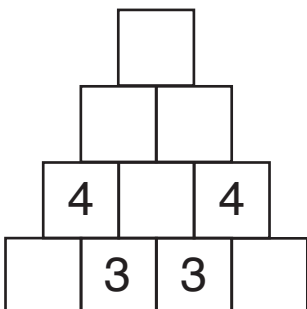
POWERSPEL

Materiaal voor spelend en bewegend leren

<p style="writing-mode: vertical-rl; transform: rotate(180deg);">POWERSPEL</p> 	<p style="writing-mode: vertical-rl; transform: rotate(180deg);">POWERSPEL</p> 	<p style="writing-mode: vertical-rl; transform: rotate(180deg);">POWERSPEL</p> 
<p style="writing-mode: vertical-rl; transform: rotate(180deg);">POWERSPEL</p> 	<p style="writing-mode: vertical-rl; transform: rotate(180deg);">POWERSPEL</p> 	<p style="writing-mode: vertical-rl; transform: rotate(180deg);">POWERSPEL</p> 
<p style="writing-mode: vertical-rl; transform: rotate(180deg);">POWERSPEL</p> 	<p style="writing-mode: vertical-rl; transform: rotate(180deg);">POWERSPEL</p> 	<p style="writing-mode: vertical-rl; transform: rotate(180deg);">POWERSPEL</p> 
<p style="writing-mode: vertical-rl; transform: rotate(180deg);">POWERSPEL</p> 	<p style="writing-mode: vertical-rl; transform: rotate(180deg);">POWERSPEL</p> 	<p style="writing-mode: vertical-rl; transform: rotate(180deg);">POWERSPEL</p> 

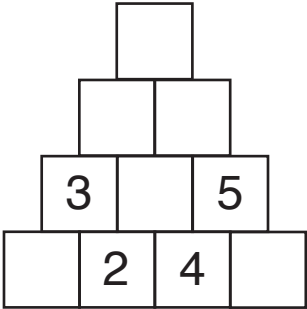
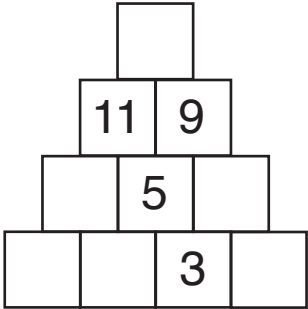
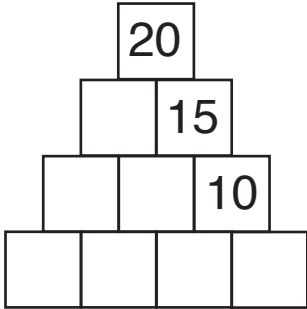
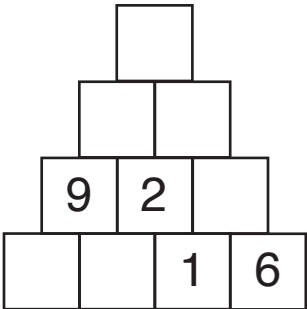
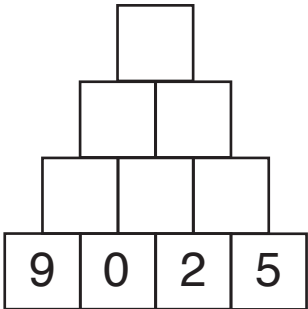
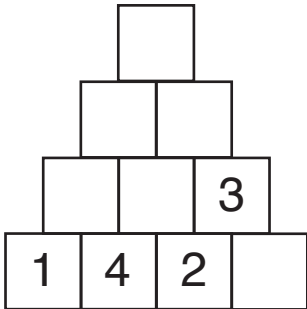
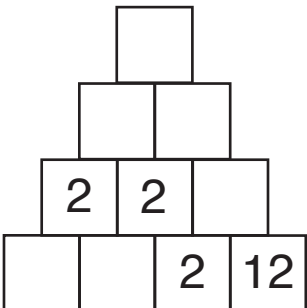
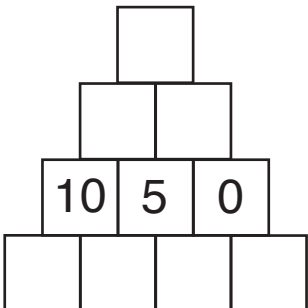
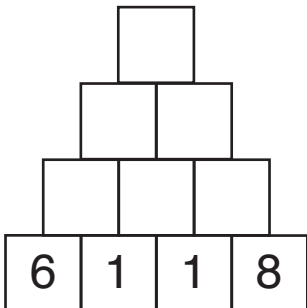
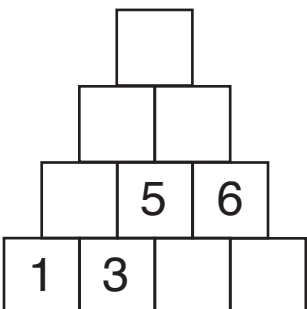
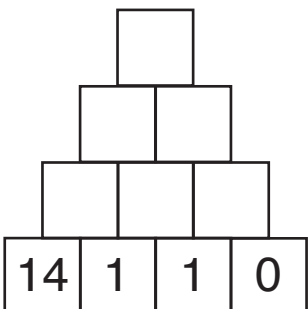
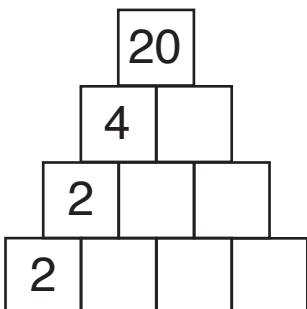
POWERSPEL

Materiaal voor spelend en bewegend leren

<p>POWERSPEL</p>  <p>A pyramid with four levels. The bottom level has four boxes with numbers 2, 4, 10, and 7. The second level has two boxes. The third level has two boxes. The top level has one box.</p>	<p>POWERSPEL</p>  <p>A pyramid with four levels. The bottom level has four boxes with numbers 0, 1, 4, and 5. The second level has two boxes. The third level has two boxes. The top level has one box.</p>	<p>POWERSPEL</p>  <p>A pyramid with four levels. The bottom level has four boxes with numbers 8, 3, 0, and 3. The second level has two boxes. The third level has two boxes. The top level has one box.</p>
<p>POWERSPEL</p>  <p>A pyramid with four levels. The bottom level has four boxes with numbers 2, 2, 2, and 6. The second level has two boxes. The third level has two boxes. The top level has one box.</p>	<p>POWERSPEL</p>  <p>A pyramid with four levels. The bottom level has four boxes with numbers 3, 2, and two empty boxes. The second level has two boxes with numbers 3 and 7. The third level has two boxes with numbers 3 and 3. The top level has one box.</p>	<p>POWERSPEL</p>  <p>A pyramid with four levels. The bottom level has four boxes with numbers 2, 2, and two empty boxes. The second level has two boxes with numbers 6 and 6. The third level has two boxes. The top level has one box.</p>
<p>POWERSPEL</p>  <p>A pyramid with four levels. The bottom level has four boxes with numbers 3, 2, 1, and 8. The second level has two boxes. The third level has two boxes. The top level has one box.</p>	<p>POWERSPEL</p>  <p>A pyramid with four levels. The bottom level has four boxes with numbers 3, 3, and two empty boxes. The second level has two boxes with numbers 3 and 3. The third level has two boxes with numbers 11 and 3. The top level has one box.</p>	<p>POWERSPEL</p>  <p>A pyramid with four levels. The bottom level has four boxes with numbers 2 and three empty boxes. The second level has two boxes with numbers 9 and 3. The third level has two boxes with numbers 5 and 2. The top level has one box.</p>
<p>POWERSPEL</p>  <p>A pyramid with four levels. The bottom level has four boxes with numbers 2, 5, 2, and 1. The second level has two boxes. The third level has two boxes. The top level has one box.</p>	<p>POWERSPEL</p>  <p>A pyramid with four levels. The bottom level has four boxes with numbers 8, 11, 14, and 20. The second level has two boxes. The third level has two boxes. The top level has one box.</p>	<p>POWERSPEL</p>  <p>A pyramid with four levels. The bottom level has four boxes with numbers 3, 3, and two empty boxes. The second level has two boxes with numbers 4 and 4. The third level has two boxes. The top level has one box.</p>

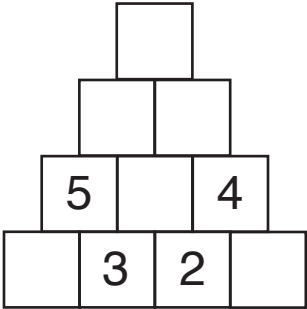
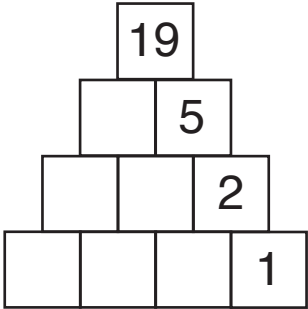
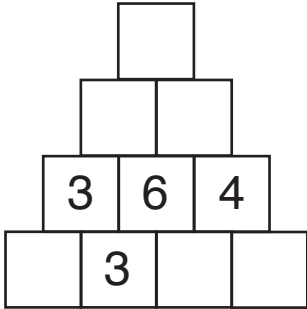
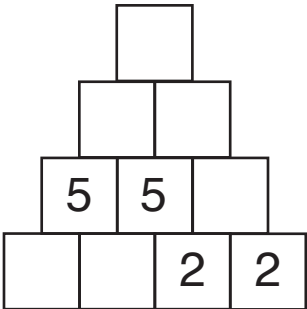
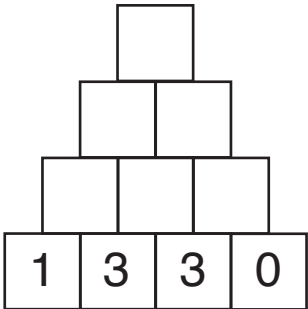
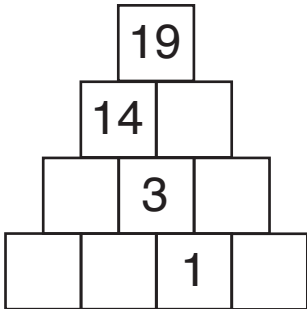
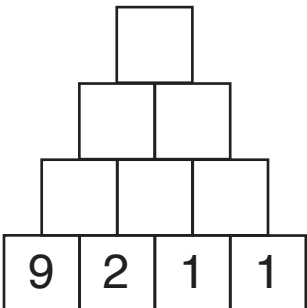
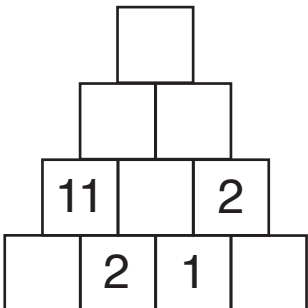
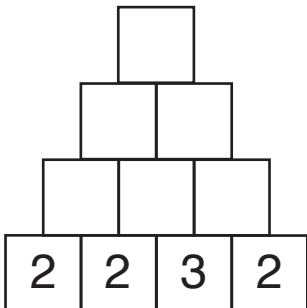
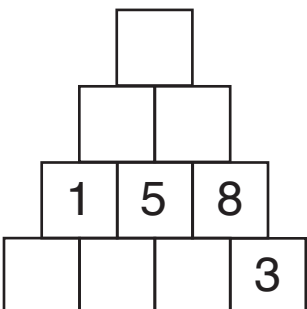
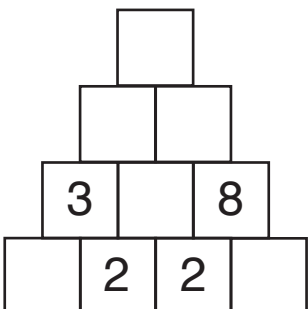
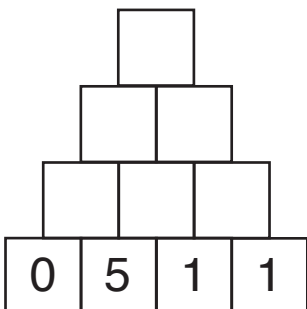
POWERSPEL

Materiaal voor spelend en bewegend leren

<p>POWERSPEL</p>  <p>A pyramid with 4 levels. Level 1 (top): 1 box. Level 2: 2 boxes. Level 3: 3 boxes with numbers 3, 5. Level 4 (bottom): 4 boxes with numbers 2, 4.</p>	<p>POWERSPEL</p>  <p>A pyramid with 4 levels. Level 1 (top): 1 box. Level 2: 2 boxes with numbers 11, 9. Level 3: 3 boxes with number 5. Level 4 (bottom): 4 boxes with number 3.</p>	<p>POWERSPEL</p>  <p>A pyramid with 4 levels. Level 1 (top): 1 box with number 20. Level 2: 2 boxes with number 15. Level 3: 3 boxes with number 10. Level 4 (bottom): 4 empty boxes.</p>
<p>POWERSPEL</p>  <p>A pyramid with 4 levels. Level 1 (top): 1 box. Level 2: 2 boxes. Level 3: 3 boxes with numbers 9, 2. Level 4 (bottom): 4 boxes with numbers 1, 6.</p>	<p>POWERSPEL</p>  <p>A pyramid with 4 levels. Level 1 (top): 1 box. Level 2: 2 boxes. Level 3: 3 boxes. Level 4 (bottom): 4 boxes with numbers 9, 0, 2, 5.</p>	<p>POWERSPEL</p>  <p>A pyramid with 4 levels. Level 1 (top): 1 box. Level 2: 2 boxes. Level 3: 3 boxes with number 3. Level 4 (bottom): 4 boxes with numbers 1, 4, 2.</p>
<p>POWERSPEL</p>  <p>A pyramid with 4 levels. Level 1 (top): 1 box. Level 2: 2 boxes. Level 3: 3 boxes with numbers 2, 2. Level 4 (bottom): 4 boxes with numbers 2, 12.</p>	<p>POWERSPEL</p>  <p>A pyramid with 4 levels. Level 1 (top): 1 box. Level 2: 2 boxes. Level 3: 3 boxes with numbers 10, 5, 0. Level 4 (bottom): 4 empty boxes.</p>	<p>POWERSPEL</p>  <p>A pyramid with 4 levels. Level 1 (top): 1 box. Level 2: 2 boxes. Level 3: 3 boxes. Level 4 (bottom): 4 boxes with numbers 6, 1, 1, 8.</p>
<p>POWERSPEL</p>  <p>A pyramid with 4 levels. Level 1 (top): 1 box. Level 2: 2 boxes. Level 3: 3 boxes with numbers 5, 6. Level 4 (bottom): 4 boxes with numbers 1, 3.</p>	<p>POWERSPEL</p>  <p>A pyramid with 4 levels. Level 1 (top): 1 box. Level 2: 2 boxes. Level 3: 3 boxes. Level 4 (bottom): 4 boxes with numbers 14, 1, 1, 0.</p>	<p>POWERSPEL</p>  <p>A pyramid with 4 levels. Level 1 (top): 1 box with number 20. Level 2: 2 boxes with number 4. Level 3: 3 boxes with number 2. Level 4 (bottom): 4 boxes with number 2.</p>

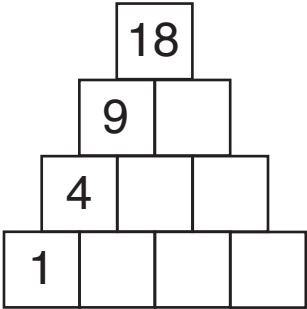
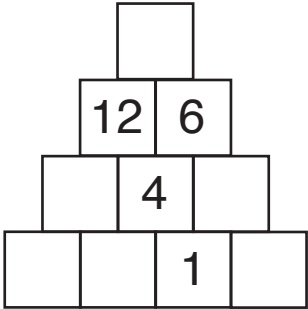
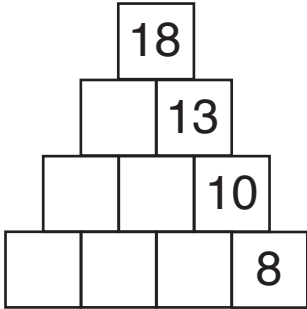
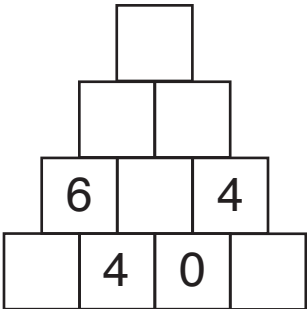
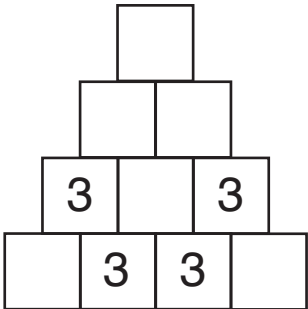
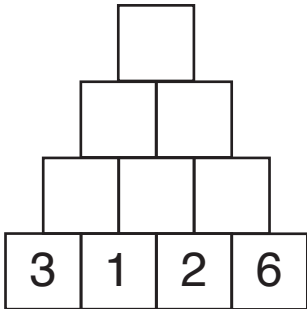
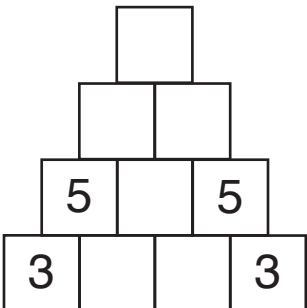
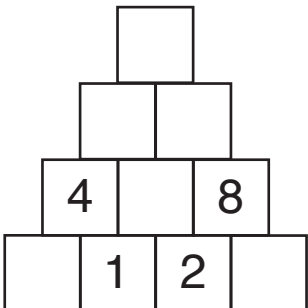
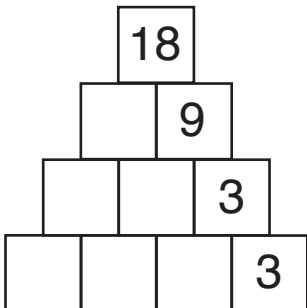
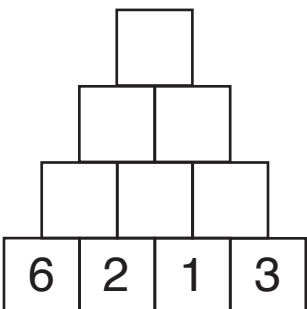
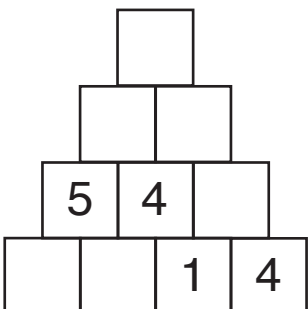
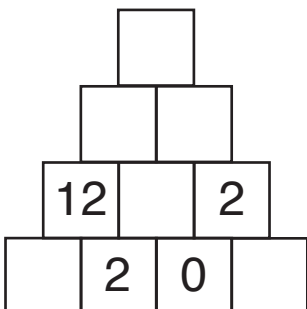
POWERSPEL

Materiaal voor spelend en bewegend leren

<p>POWERSPEL</p> 	<p>POWERSPEL</p> 	<p>POWERSPEL</p> 
<p>POWERSPEL</p> 	<p>POWERSPEL</p> 	<p>POWERSPEL</p> 
<p>POWERSPEL</p> 	<p>POWERSPEL</p> 	<p>POWERSPEL</p> 
<p>POWERSPEL</p> 	<p>POWERSPEL</p> 	<p>POWERSPEL</p> 

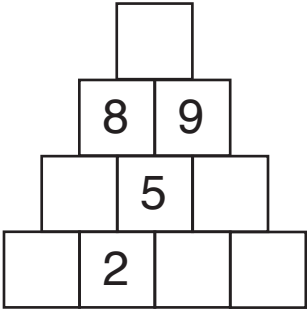
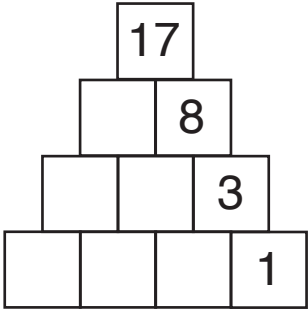
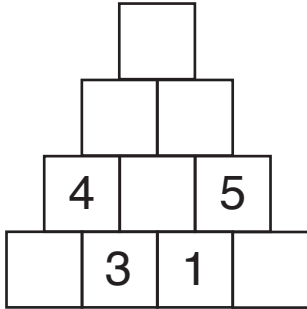
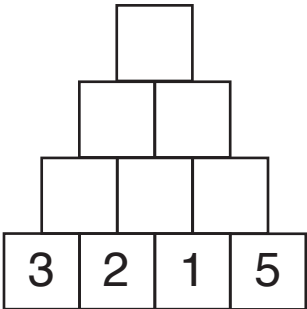
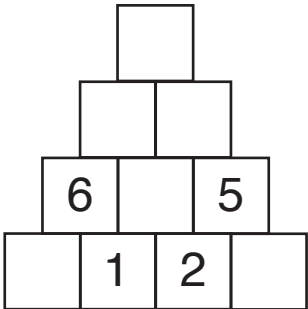
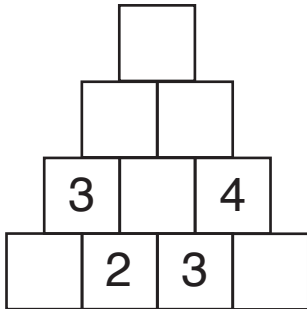
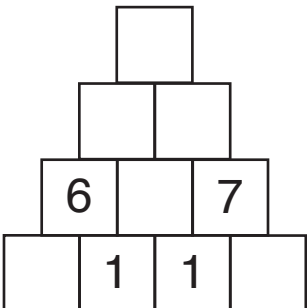
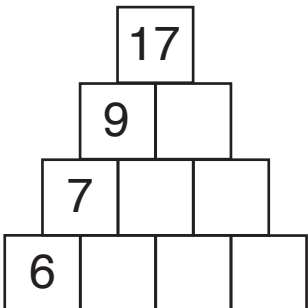
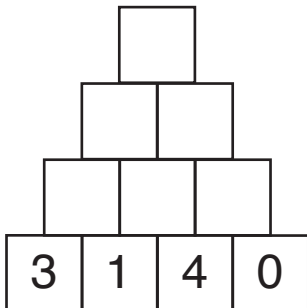
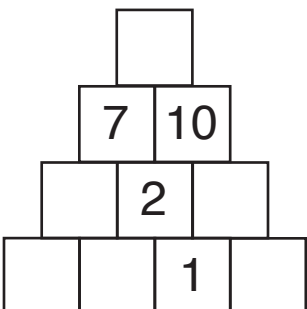
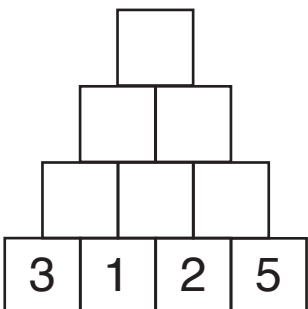
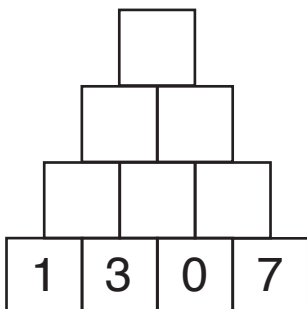
POWERSPEL

Materiaal voor spelend en bewegend leren

<p style="writing-mode: vertical-rl; transform: rotate(180deg);">POWERSPEL</p> 	<p style="writing-mode: vertical-rl; transform: rotate(180deg);">POWERSPEL</p> 	<p style="writing-mode: vertical-rl; transform: rotate(180deg);">POWERSPEL</p> 
<p style="writing-mode: vertical-rl; transform: rotate(180deg);">POWERSPEL</p> 	<p style="writing-mode: vertical-rl; transform: rotate(180deg);">POWERSPEL</p> 	<p style="writing-mode: vertical-rl; transform: rotate(180deg);">POWERSPEL</p> 
<p style="writing-mode: vertical-rl; transform: rotate(180deg);">POWERSPEL</p> 	<p style="writing-mode: vertical-rl; transform: rotate(180deg);">POWERSPEL</p> 	<p style="writing-mode: vertical-rl; transform: rotate(180deg);">POWERSPEL</p> 
<p style="writing-mode: vertical-rl; transform: rotate(180deg);">POWERSPEL</p> 	<p style="writing-mode: vertical-rl; transform: rotate(180deg);">POWERSPEL</p> 	<p style="writing-mode: vertical-rl; transform: rotate(180deg);">POWERSPEL</p> 

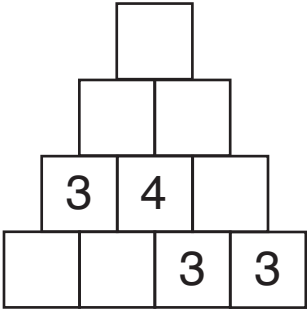
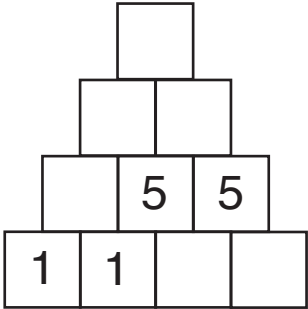
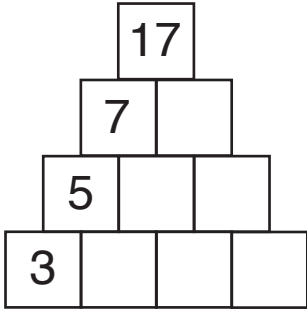
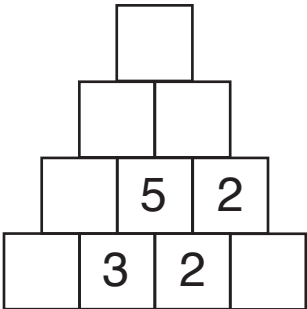
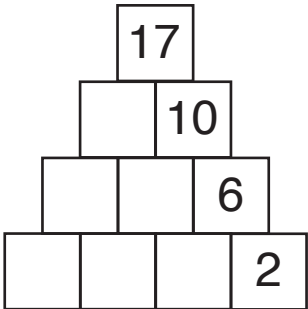
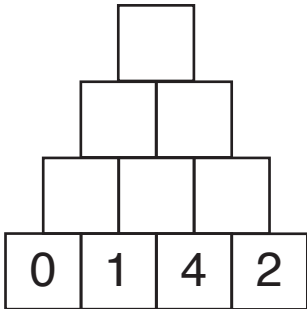
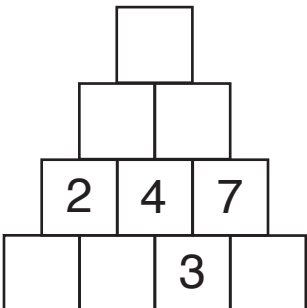
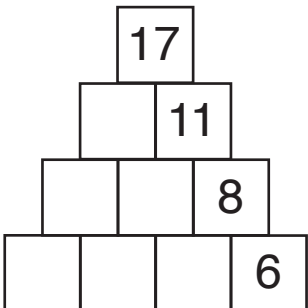
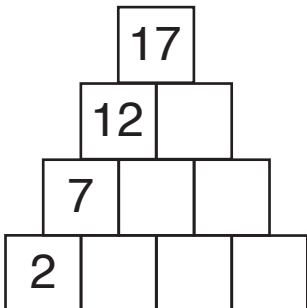
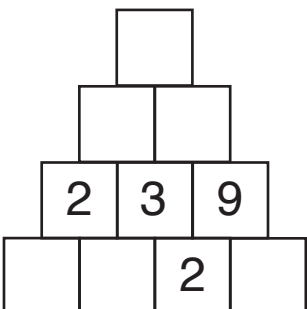
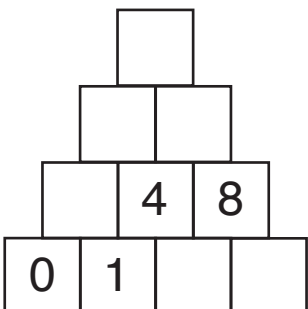
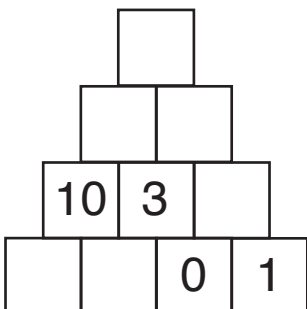
POWERSPEL

Materiaal voor spelend en bewegend leren

<p>POWERSPEL</p>  <p>A pyramid with 4 levels. Level 1 (top): 1 box. Level 2: 2 boxes (8, 9). Level 3: 3 boxes (empty, 5, empty). Level 4 (bottom): 4 boxes (empty, 2, empty, empty).</p>	<p>POWERSPEL</p>  <p>A pyramid with 4 levels. Level 1 (top): 1 box (17). Level 2: 2 boxes (empty, 8). Level 3: 3 boxes (empty, empty, 3). Level 4 (bottom): 4 boxes (empty, empty, empty, 1).</p>	<p>POWERSPEL</p>  <p>A pyramid with 4 levels. Level 1 (top): 1 box. Level 2: 2 boxes. Level 3: 3 boxes (4, empty, 5). Level 4 (bottom): 4 boxes (empty, 3, 1, empty).</p>
<p>POWERSPEL</p>  <p>A pyramid with 4 levels. Level 1 (top): 1 box. Level 2: 2 boxes. Level 3: 3 boxes. Level 4 (bottom): 4 boxes (3, 2, 1, 5).</p>	<p>POWERSPEL</p>  <p>A pyramid with 4 levels. Level 1 (top): 1 box. Level 2: 2 boxes. Level 3: 3 boxes (6, empty, 5). Level 4 (bottom): 4 boxes (empty, 1, 2, empty).</p>	<p>POWERSPEL</p>  <p>A pyramid with 4 levels. Level 1 (top): 1 box. Level 2: 2 boxes. Level 3: 3 boxes (3, empty, 4). Level 4 (bottom): 4 boxes (empty, 2, 3, empty).</p>
<p>POWERSPEL</p>  <p>A pyramid with 4 levels. Level 1 (top): 1 box. Level 2: 2 boxes. Level 3: 3 boxes (6, empty, 7). Level 4 (bottom): 4 boxes (empty, 1, 1, empty).</p>	<p>POWERSPEL</p>  <p>A pyramid with 4 levels. Level 1 (top): 1 box (17). Level 2: 2 boxes (9, empty). Level 3: 3 boxes (7, empty, empty). Level 4 (bottom): 4 boxes (6, empty, empty, empty).</p>	<p>POWERSPEL</p>  <p>A pyramid with 4 levels. Level 1 (top): 1 box. Level 2: 2 boxes. Level 3: 3 boxes. Level 4 (bottom): 4 boxes (3, 1, 4, 0).</p>
<p>POWERSPEL</p>  <p>A pyramid with 4 levels. Level 1 (top): 1 box. Level 2: 2 boxes (7, 10). Level 3: 3 boxes (empty, 2, empty). Level 4 (bottom): 4 boxes (empty, empty, 1, empty).</p>	<p>POWERSPEL</p>  <p>A pyramid with 4 levels. Level 1 (top): 1 box. Level 2: 2 boxes. Level 3: 3 boxes. Level 4 (bottom): 4 boxes (3, 1, 2, 5).</p>	<p>POWERSPEL</p>  <p>A pyramid with 4 levels. Level 1 (top): 1 box. Level 2: 2 boxes. Level 3: 3 boxes. Level 4 (bottom): 4 boxes (1, 3, 0, 7).</p>

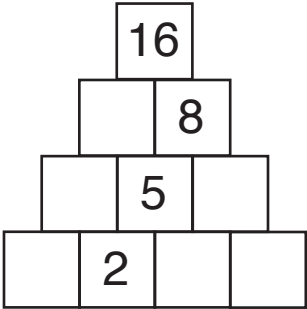
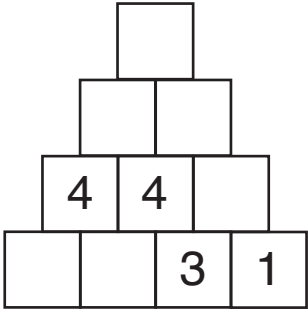
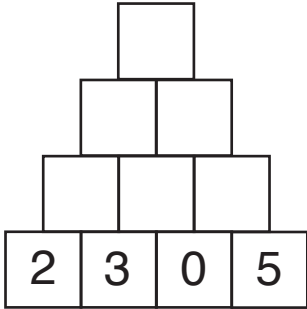
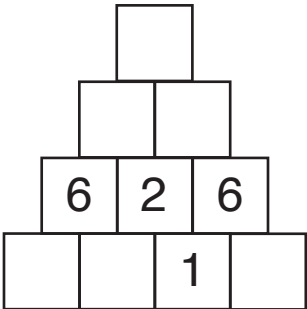
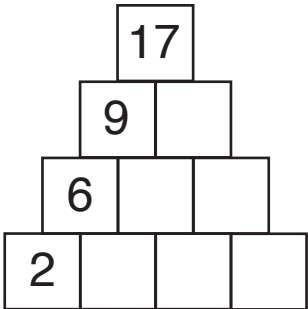
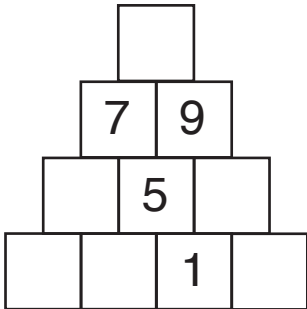
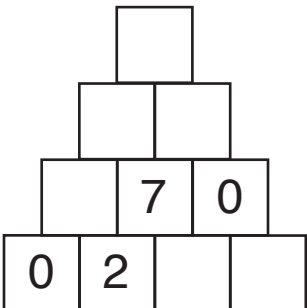
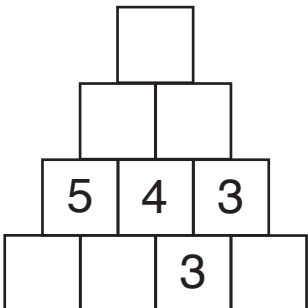
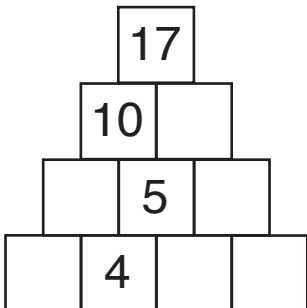
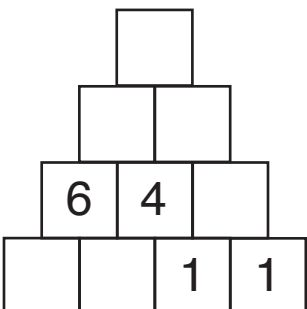
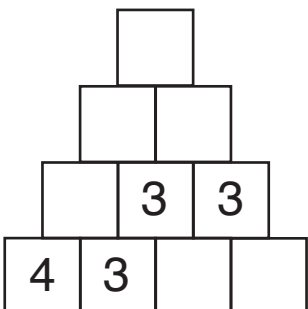
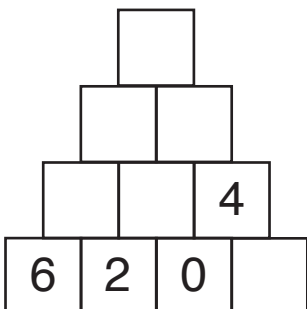
POWERSPEL

Materiaal voor spelend en bewegend leren

<p>POWERSPEL</p> 	<p>POWERSPEL</p> 	<p>POWERSPEL</p> 
<p>POWERSPEL</p> 	<p>POWERSPEL</p> 	<p>POWERSPEL</p> 
<p>POWERSPEL</p> 	<p>POWERSPEL</p> 	<p>POWERSPEL</p> 
<p>POWERSPEL</p> 	<p>POWERSPEL</p> 	<p>POWERSPEL</p> 

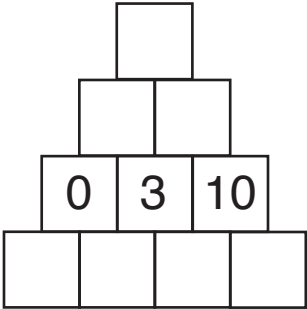
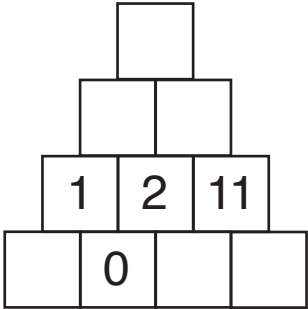
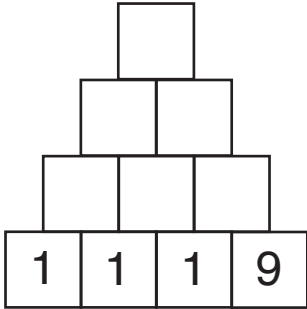
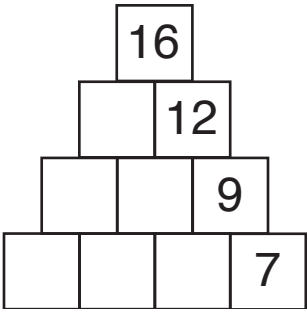
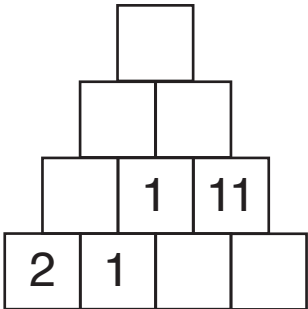
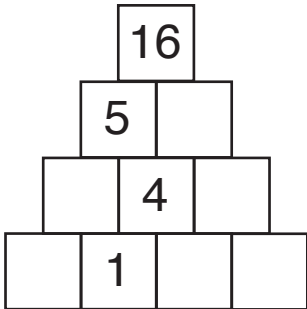
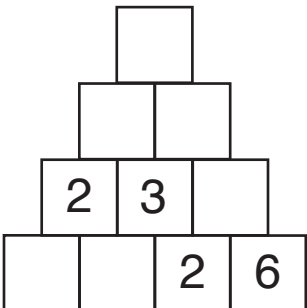
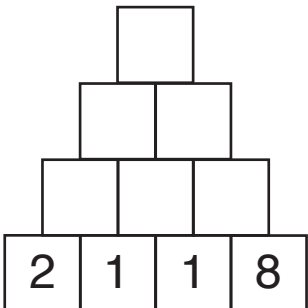
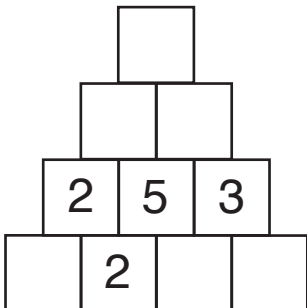
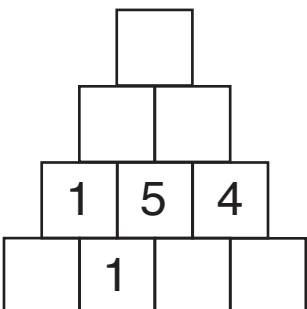
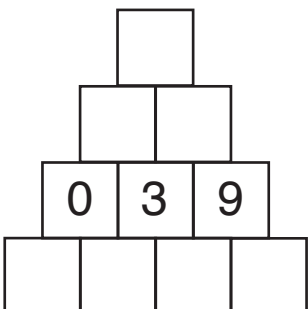
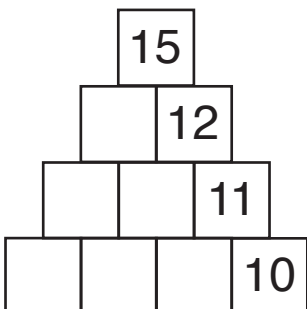
POWERSPEL

Materiaal voor spelend en bewegend leren

<p>POWERSPEL</p> 	<p>POWERSPEL</p> 	<p>POWERSPEL</p> 
<p>POWERSPEL</p> 	<p>POWERSPEL</p> 	<p>POWERSPEL</p> 
<p>POWERSPEL</p> 	<p>POWERSPEL</p> 	<p>POWERSPEL</p> 
<p>POWERSPEL</p> 	<p>POWERSPEL</p> 	<p>POWERSPEL</p> 

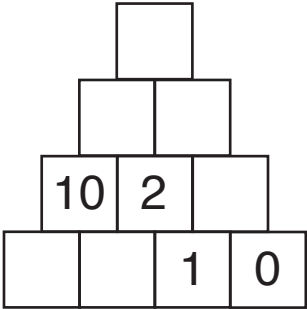
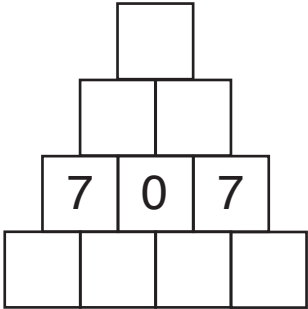
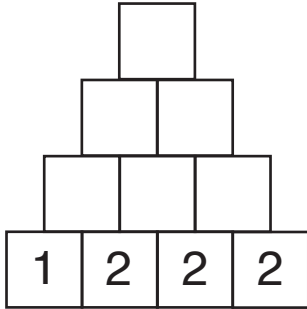
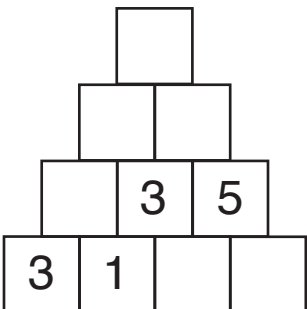
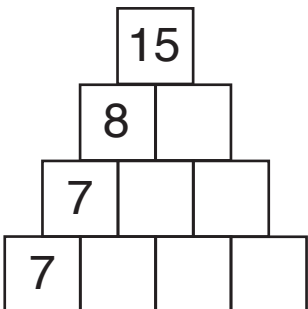
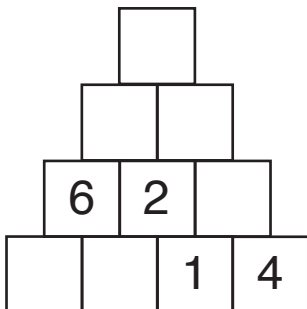
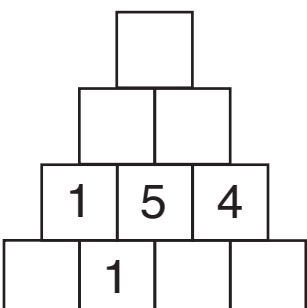
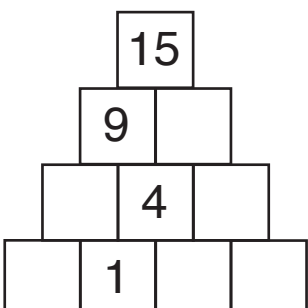
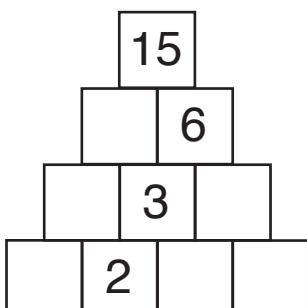
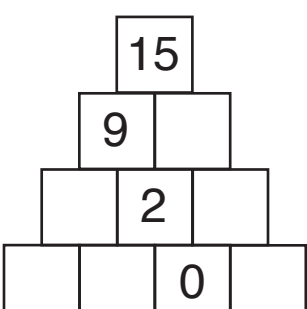
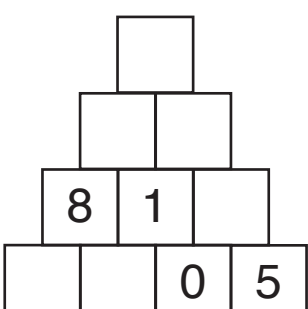
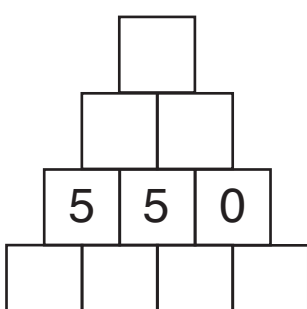
POWERSPEL

Materiaal voor spelend en bewegend leren

<p style="writing-mode: vertical-rl; transform: rotate(180deg);">POWERSPEL</p>  <p>A pyramid-shaped board with 4 rows. Row 1 (top) has 1 empty box. Row 2 has 2 empty boxes. Row 3 has 3 boxes with numbers 0, 3, and 10. Row 4 (bottom) has 4 empty boxes.</p>	<p style="writing-mode: vertical-rl; transform: rotate(180deg);">POWERSPEL</p>  <p>A pyramid-shaped board with 4 rows. Row 1 (top) has 1 empty box. Row 2 has 2 empty boxes. Row 3 has 3 boxes with numbers 1, 2, and 11. Row 4 (bottom) has 4 boxes with numbers 0, an empty box, an empty box, and an empty box.</p>	<p style="writing-mode: vertical-rl; transform: rotate(180deg);">POWERSPEL</p>  <p>A pyramid-shaped board with 4 rows. Row 1 (top) has 1 empty box. Row 2 has 2 empty boxes. Row 3 has 3 empty boxes. Row 4 (bottom) has 4 boxes with numbers 1, 1, 1, and 9.</p>
<p style="writing-mode: vertical-rl; transform: rotate(180deg);">POWERSPEL</p>  <p>A pyramid-shaped board with 4 rows. Row 1 (top) has 1 box with number 16. Row 2 has 2 boxes with numbers 5 and 12. Row 3 has 3 boxes with numbers 1, an empty box, and 9. Row 4 (bottom) has 4 boxes with numbers 1, an empty box, an empty box, and 7.</p>	<p style="writing-mode: vertical-rl; transform: rotate(180deg);">POWERSPEL</p>  <p>A pyramid-shaped board with 4 rows. Row 1 (top) has 1 empty box. Row 2 has 2 empty boxes. Row 3 has 3 boxes with numbers 1, an empty box, and 11. Row 4 (bottom) has 4 boxes with numbers 2, 1, an empty box, and an empty box.</p>	<p style="writing-mode: vertical-rl; transform: rotate(180deg);">POWERSPEL</p>  <p>A pyramid-shaped board with 4 rows. Row 1 (top) has 1 box with number 16. Row 2 has 2 boxes with numbers 5 and an empty box. Row 3 has 3 boxes with numbers 1, 4, and an empty box. Row 4 (bottom) has 4 boxes with numbers 1, an empty box, an empty box, and an empty box.</p>
<p style="writing-mode: vertical-rl; transform: rotate(180deg);">POWERSPEL</p>  <p>A pyramid-shaped board with 4 rows. Row 1 (top) has 1 empty box. Row 2 has 2 empty boxes. Row 3 has 3 boxes with numbers 2, 3, and an empty box. Row 4 (bottom) has 4 boxes with numbers 1, an empty box, 2, and 6.</p>	<p style="writing-mode: vertical-rl; transform: rotate(180deg);">POWERSPEL</p>  <p>A pyramid-shaped board with 4 rows. Row 1 (top) has 1 empty box. Row 2 has 2 empty boxes. Row 3 has 3 empty boxes. Row 4 (bottom) has 4 boxes with numbers 2, 1, 1, and 8.</p>	<p style="writing-mode: vertical-rl; transform: rotate(180deg);">POWERSPEL</p>  <p>A pyramid-shaped board with 4 rows. Row 1 (top) has 1 empty box. Row 2 has 2 empty boxes. Row 3 has 3 boxes with numbers 2, 5, and 3. Row 4 (bottom) has 4 boxes with numbers 1, 2, an empty box, and an empty box.</p>
<p style="writing-mode: vertical-rl; transform: rotate(180deg);">POWERSPEL</p>  <p>A pyramid-shaped board with 4 rows. Row 1 (top) has 1 empty box. Row 2 has 2 empty boxes. Row 3 has 3 boxes with numbers 1, 5, and 4. Row 4 (bottom) has 4 boxes with numbers 1, an empty box, an empty box, and an empty box.</p>	<p style="writing-mode: vertical-rl; transform: rotate(180deg);">POWERSPEL</p>  <p>A pyramid-shaped board with 4 rows. Row 1 (top) has 1 empty box. Row 2 has 2 empty boxes. Row 3 has 3 boxes with numbers 0, 3, and 9. Row 4 (bottom) has 4 empty boxes.</p>	<p style="writing-mode: vertical-rl; transform: rotate(180deg);">POWERSPEL</p>  <p>A pyramid-shaped board with 4 rows. Row 1 (top) has 1 box with number 15. Row 2 has 2 boxes with numbers 3 and 12. Row 3 has 3 boxes with numbers 1, an empty box, and 11. Row 4 (bottom) has 4 boxes with numbers 1, an empty box, an empty box, and 10.</p>

POWERSPEL

Materiaal voor spelend en bewegend leren

<p>POWERSPEL</p>  <p>A pyramid with 4 levels. Level 1 (top): 1 box. Level 2: 2 boxes. Level 3: 3 boxes with numbers 10, 2, and an empty box. Level 4 (bottom): 4 boxes with numbers 1 and 0, and two empty boxes.</p>	<p>POWERSPEL</p>  <p>A pyramid with 4 levels. Level 1 (top): 1 box. Level 2: 2 boxes. Level 3: 3 boxes with numbers 7, 0, and 7. Level 4 (bottom): 4 empty boxes.</p>	<p>POWERSPEL</p>  <p>A pyramid with 4 levels. Level 1 (top): 1 box. Level 2: 2 boxes. Level 3: 3 boxes. Level 4 (bottom): 4 boxes with numbers 1, 2, 2, and 2.</p>
<p>POWERSPEL</p>  <p>A pyramid with 4 levels. Level 1 (top): 1 box. Level 2: 2 boxes. Level 3: 3 boxes with numbers 3, 1, and 5. Level 4 (bottom): 4 boxes with numbers 3 and 1, and two empty boxes.</p>	<p>POWERSPEL</p>  <p>A pyramid with 4 levels. Level 1 (top): 1 box with number 15. Level 2: 2 boxes with number 8. Level 3: 3 boxes with number 7. Level 4 (bottom): 4 boxes with number 7, and three empty boxes.</p>	<p>POWERSPEL</p>  <p>A pyramid with 4 levels. Level 1 (top): 1 box. Level 2: 2 boxes. Level 3: 3 boxes with numbers 6, 2, and an empty box. Level 4 (bottom): 4 boxes with numbers 1 and 4, and two empty boxes.</p>
<p>POWERSPEL</p>  <p>A pyramid with 4 levels. Level 1 (top): 1 box. Level 2: 2 boxes. Level 3: 3 boxes with numbers 1, 5, and 4. Level 4 (bottom): 4 boxes with number 1, and three empty boxes.</p>	<p>POWERSPEL</p>  <p>A pyramid with 4 levels. Level 1 (top): 1 box with number 15. Level 2: 2 boxes with number 9. Level 3: 3 boxes with number 4. Level 4 (bottom): 4 boxes with number 1, and three empty boxes.</p>	<p>POWERSPEL</p>  <p>A pyramid with 4 levels. Level 1 (top): 1 box with number 15. Level 2: 2 boxes with number 6. Level 3: 3 boxes with number 3. Level 4 (bottom): 4 boxes with number 2, and three empty boxes.</p>
<p>POWERSPEL</p>  <p>A pyramid with 4 levels. Level 1 (top): 1 box with number 15. Level 2: 2 boxes with number 9. Level 3: 3 boxes with number 2. Level 4 (bottom): 4 boxes with number 0, and three empty boxes.</p>	<p>POWERSPEL</p>  <p>A pyramid with 4 levels. Level 1 (top): 1 box. Level 2: 2 boxes. Level 3: 3 boxes with numbers 8, 1, and an empty box. Level 4 (bottom): 4 boxes with numbers 0 and 5, and two empty boxes.</p>	<p>POWERSPEL</p>  <p>A pyramid with 4 levels. Level 1 (top): 1 box. Level 2: 2 boxes. Level 3: 3 boxes with numbers 5, 5, and 0. Level 4 (bottom): 4 empty boxes.</p>

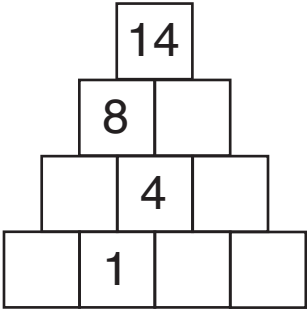
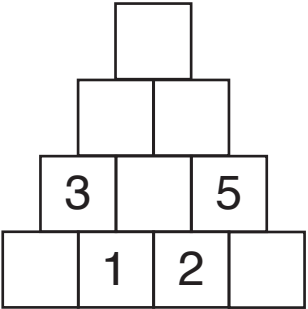
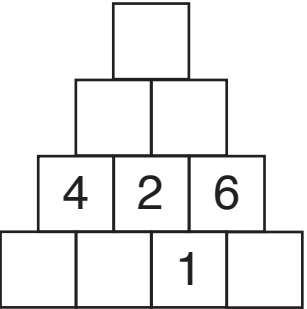
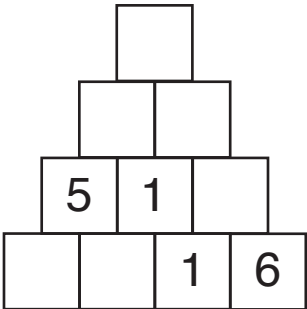
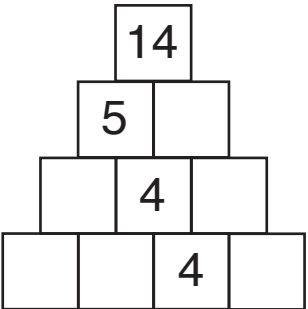
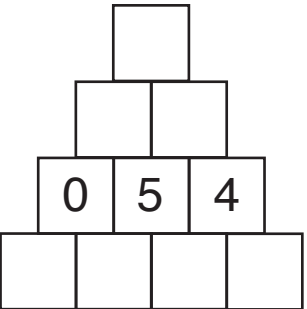
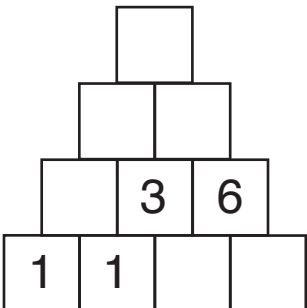
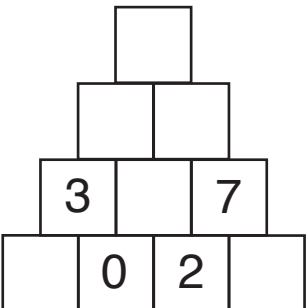
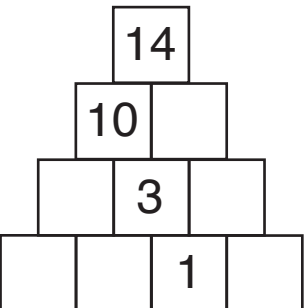
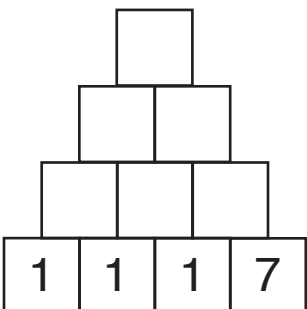
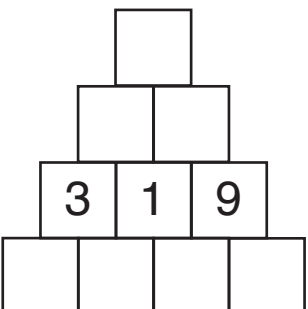
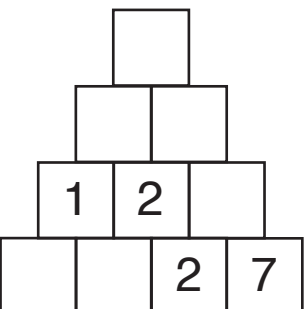
POWERSPEL

Materiaal voor spelend en bewegend leren

<p>POWERSPEL</p> <p>0 1 3 3</p>	<p>POWERSPEL</p> <p>2 3 7 5</p>	<p>POWERSPEL</p> <p>4 1 9 1</p>
<p>POWERSPEL</p> <p>2 1 1 7</p>	<p>POWERSPEL</p> <p>0 4 7</p>	<p>POWERSPEL</p> <p>1 0 3 5</p>
<p>POWERSPEL</p> <p>2 2 2 7</p>	<p>POWERSPEL</p> <p>10 1 0 3</p>	<p>POWERSPEL</p> <p>3 4 2 1</p>
<p>POWERSPEL</p> <p>4 4 2 1</p>	<p>POWERSPEL</p> <p>5 5 2 0</p>	<p>POWERSPEL</p> <p>6 1 0 6</p>

POWERSPEL

Materiaal voor spelend en bewegend leren

<p>POWERSPEL</p> 	<p>POWERSPEL</p> 	<p>POWERSPEL</p> 
<p>POWERSPEL</p> 	<p>POWERSPEL</p> 	<p>POWERSPEL</p> 
<p>POWERSPEL</p> 	<p>POWERSPEL</p> 	<p>POWERSPEL</p> 
<p>POWERSPEL</p> 	<p>POWERSPEL</p> 	<p>POWERSPEL</p> 

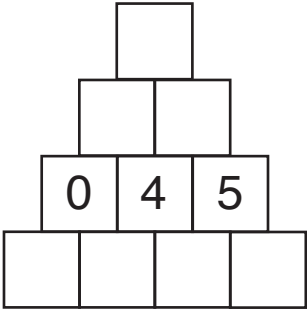
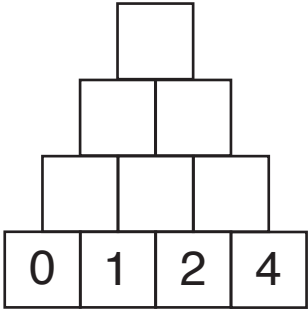
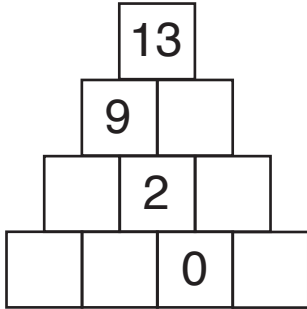
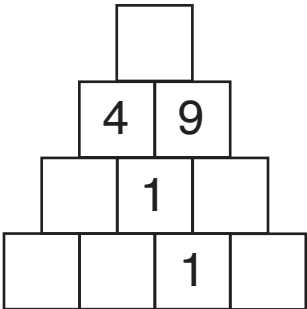
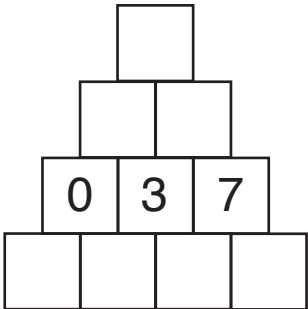
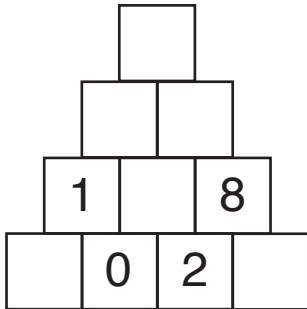
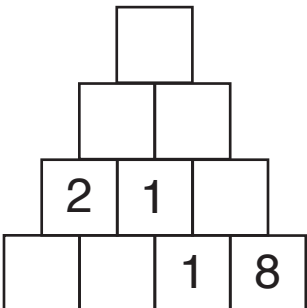
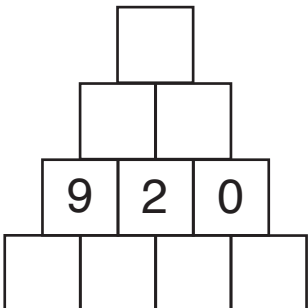
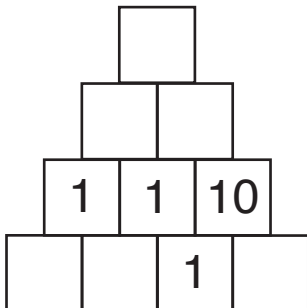
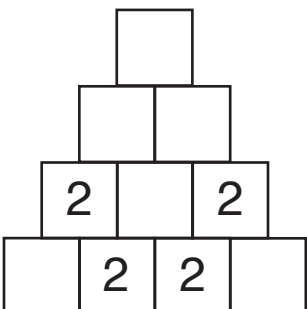
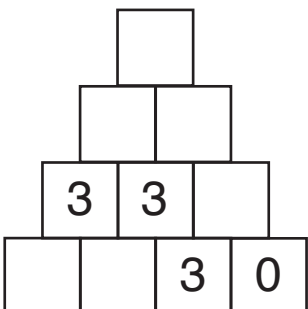
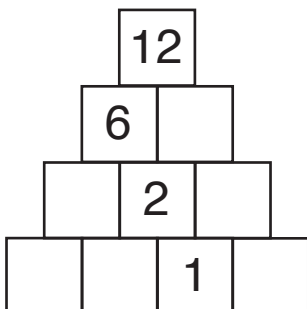
POWERSPEL

Materiaal voor spelend en bewegend leren

<p style="writing-mode: vertical-rl; transform: rotate(180deg);">POWERSPEL</p>	<p style="writing-mode: vertical-rl; transform: rotate(180deg);">POWERSPEL</p>	<p style="writing-mode: vertical-rl; transform: rotate(180deg);">POWERSPEL</p>
<p style="writing-mode: vertical-rl; transform: rotate(180deg);">POWERSPEL</p>	<p style="writing-mode: vertical-rl; transform: rotate(180deg);">POWERSPEL</p>	<p style="writing-mode: vertical-rl; transform: rotate(180deg);">POWERSPEL</p>
<p style="writing-mode: vertical-rl; transform: rotate(180deg);">POWERSPEL</p>	<p style="writing-mode: vertical-rl; transform: rotate(180deg);">POWERSPEL</p>	<p style="writing-mode: vertical-rl; transform: rotate(180deg);">POWERSPEL</p>
<p style="writing-mode: vertical-rl; transform: rotate(180deg);">POWERSPEL</p>	<p style="writing-mode: vertical-rl; transform: rotate(180deg);">POWERSPEL</p>	<p style="writing-mode: vertical-rl; transform: rotate(180deg);">POWERSPEL</p>

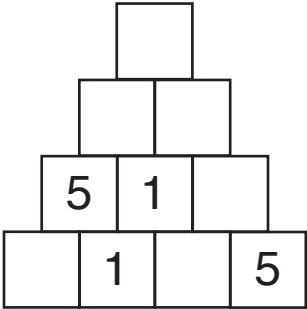
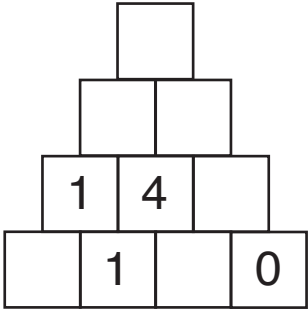
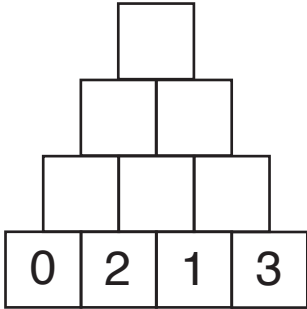
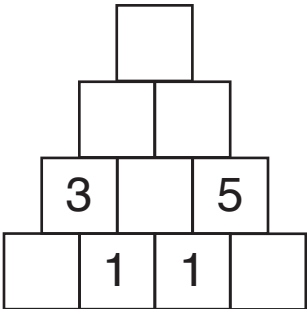
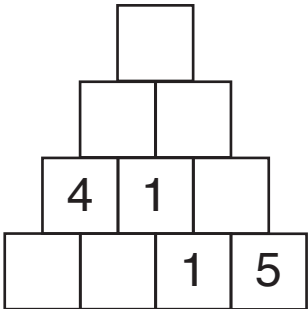
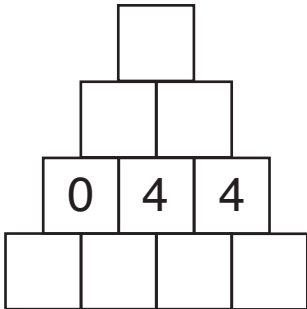
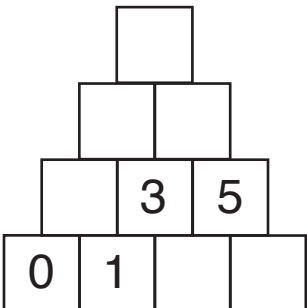
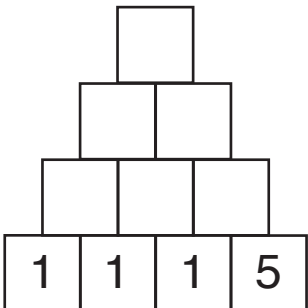
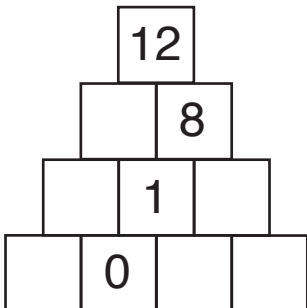
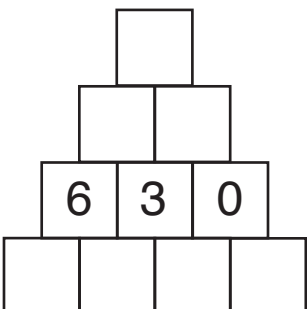
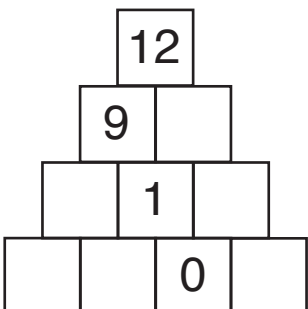
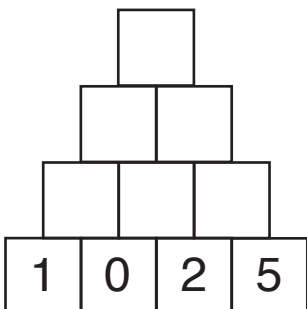
POWERSPEL

Materiaal voor spelend en bewegend leren

<p>POWERSPEL</p> 	<p>POWERSPEL</p> 	<p>POWERSPEL</p> 
<p>POWERSPEL</p> 	<p>POWERSPEL</p> 	<p>POWERSPEL</p> 
<p>POWERSPEL</p> 	<p>POWERSPEL</p> 	<p>POWERSPEL</p> 
<p>POWERSPEL</p> 	<p>POWERSPEL</p> 	<p>POWERSPEL</p> 

POWERSPEL

Materiaal voor spelend en bewegend leren

<p>POWERSPEL</p> 	<p>POWERSPEL</p> 	<p>POWERSPEL</p> 
<p>POWERSPEL</p> 	<p>POWERSPEL</p> 	<p>POWERSPEL</p> 
<p>POWERSPEL</p> 	<p>POWERSPEL</p> 	<p>POWERSPEL</p> 
<p>POWERSPEL</p> 	<p>POWERSPEL</p> 	<p>POWERSPEL</p> 

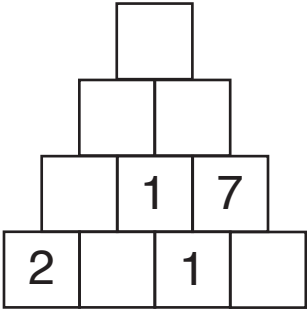
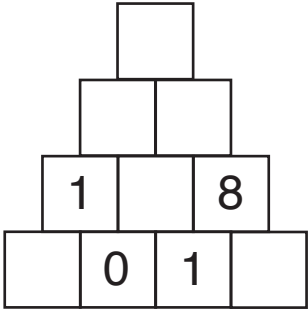
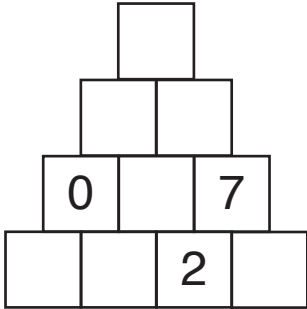
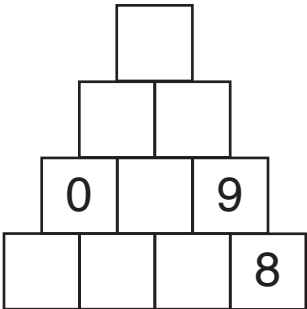
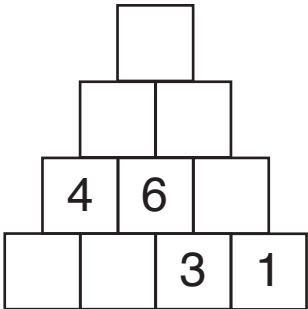
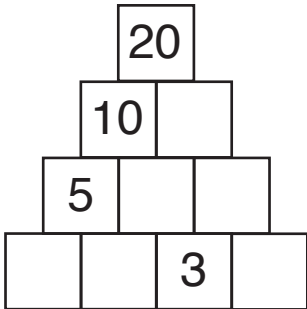
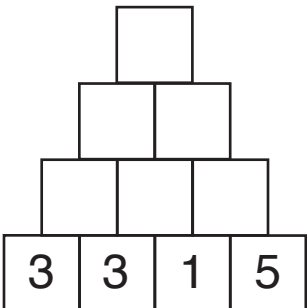
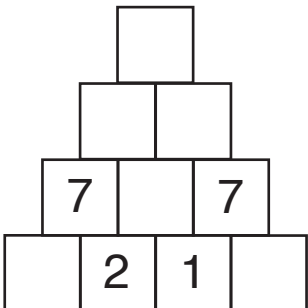
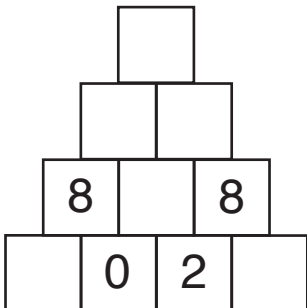
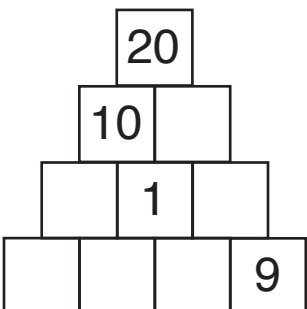
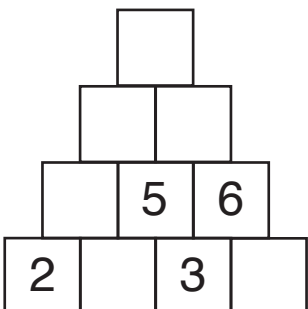
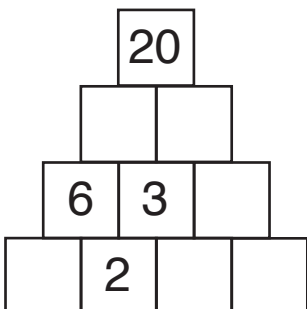
POWERSPEL

Materiaal voor spelend en bewegend leren

<p>POWERSPEL</p>	<p>POWERSPEL</p>	<p>POWERSPEL</p>
<p>POWERSPEL</p>	<p>POWERSPEL</p>	<p>POWERSPEL</p>
<p>POWERSPEL</p>	<p>POWERSPEL</p>	<p>POWERSPEL</p>
<p>POWERSPEL</p>	<p>POWERSPEL</p>	<p>POWERSPEL</p>

POWERSPEL

Materiaal voor spelend en bewegend leren

<p>POWERSPEL</p> 	<p>POWERSPEL</p> 	<p>POWERSPEL</p> 
<p>POWERSPEL</p> 	<p>POWERSPEL</p> 	<p>POWERSPEL</p> 
<p>POWERSPEL</p> 	<p>POWERSPEL</p> 	<p>POWERSPEL</p> 
<p>POWERSPEL</p> 	<p>POWERSPEL</p> 	<p>POWERSPEL</p> 

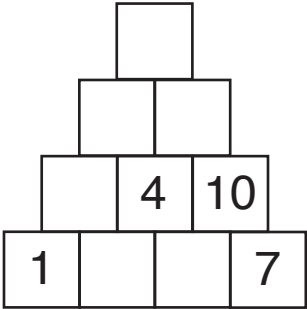
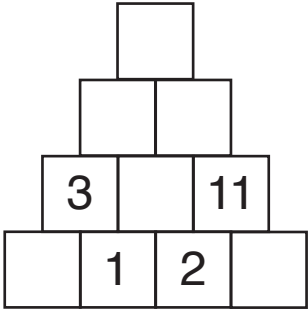
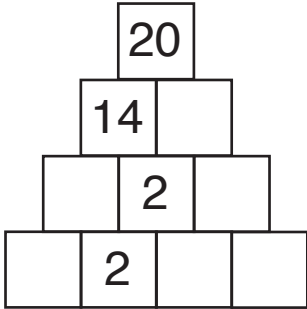
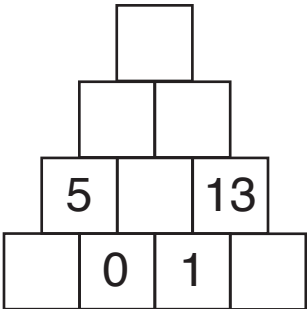
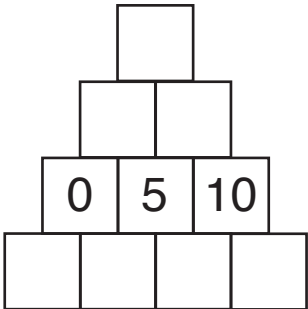
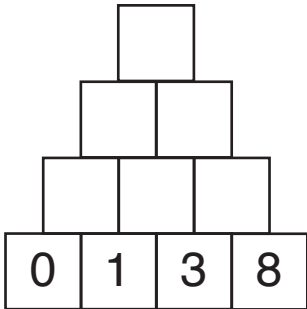
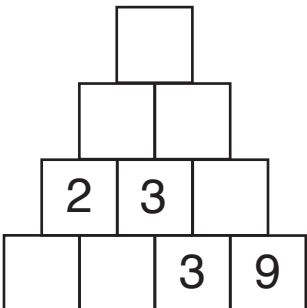
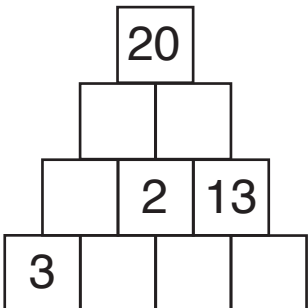
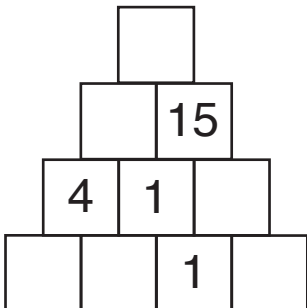
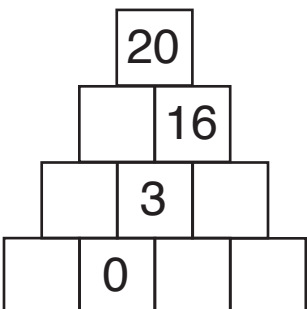
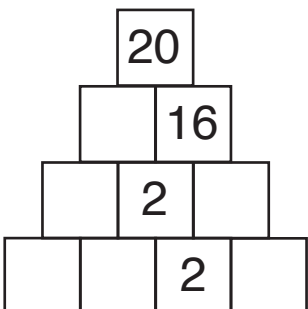
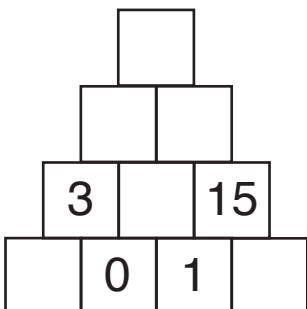
POWERSPEL

Materiaal voor spelend en bewegend leren

<p>POWERSPEL</p>	<p>POWERSPEL</p>	<p>POWERSPEL</p>
<p>POWERSPEL</p>	<p>POWERSPEL</p>	<p>POWERSPEL</p>
<p>POWERSPEL</p>	<p>POWERSPEL</p>	<p>POWERSPEL</p>
<p>POWERSPEL</p>	<p>POWERSPEL</p>	<p>POWERSPEL</p>

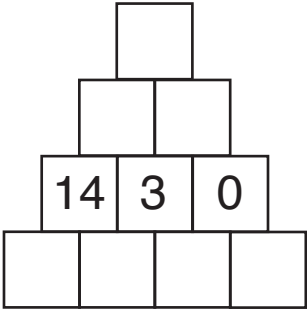
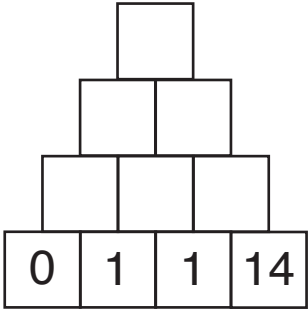
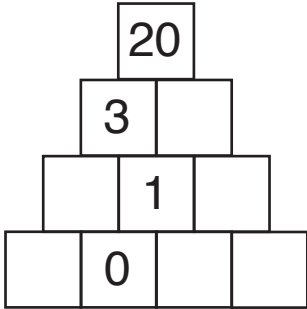
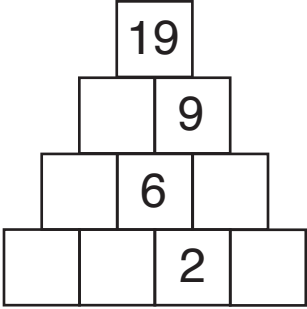
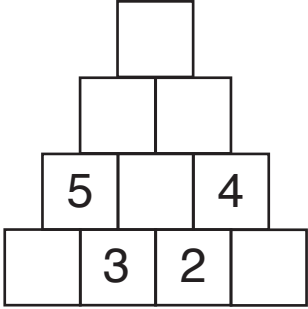
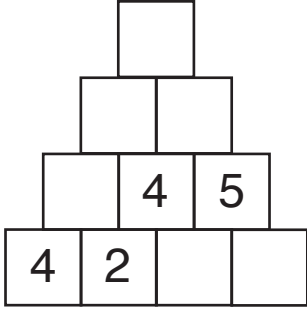
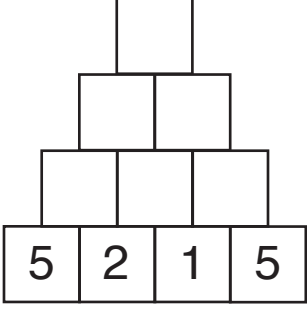
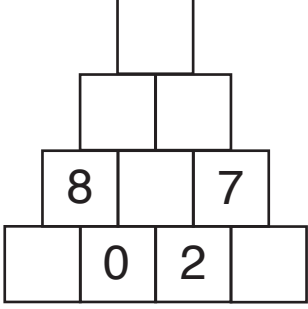
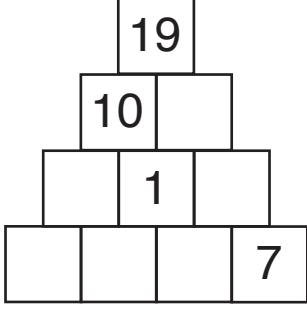
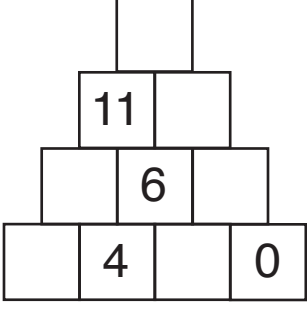
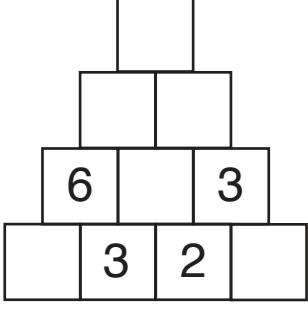
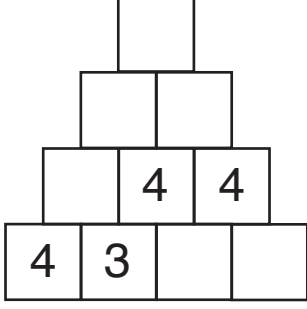
POWERSPEL

Materiaal voor spelend en bewegend leren

<p>POWERSPEL</p>  <p>A pyramid with 4 levels. Level 1 (bottom) has boxes with 1, an empty box, an empty box, and 7. Level 2 has an empty box, 4, and 10. Level 3 has two empty boxes. Level 4 (top) has one empty box.</p>	<p>POWERSPEL</p>  <p>A pyramid with 4 levels. Level 1 (bottom) has an empty box, 1, 2, and an empty box. Level 2 has 3, an empty box, and 11. Level 3 has two empty boxes. Level 4 (top) has one empty box.</p>	<p>POWERSPEL</p>  <p>A pyramid with 4 levels. Level 1 (bottom) has an empty box, 2, an empty box, and an empty box. Level 2 has an empty box, 2, and an empty box. Level 3 has 14, an empty box, and an empty box. Level 4 (top) has 20.</p>
<p>POWERSPEL</p>  <p>A pyramid with 4 levels. Level 1 (bottom) has an empty box, 0, 1, and an empty box. Level 2 has 5, an empty box, and 13. Level 3 has two empty boxes. Level 4 (top) has one empty box.</p>	<p>POWERSPEL</p>  <p>A pyramid with 4 levels. Level 1 (bottom) has four empty boxes. Level 2 has 0, 5, and 10. Level 3 has two empty boxes. Level 4 (top) has one empty box.</p>	<p>POWERSPEL</p>  <p>A pyramid with 4 levels. Level 1 (bottom) has 0, 1, 3, and 8. Level 2 has three empty boxes. Level 3 has two empty boxes. Level 4 (top) has one empty box.</p>
<p>POWERSPEL</p>  <p>A pyramid with 4 levels. Level 1 (bottom) has an empty box, an empty box, 3, and 9. Level 2 has 2, 3, and an empty box. Level 3 has two empty boxes. Level 4 (top) has one empty box.</p>	<p>POWERSPEL</p>  <p>A pyramid with 4 levels. Level 1 (bottom) has 3, an empty box, an empty box, and an empty box. Level 2 has an empty box, 2, and 13. Level 3 has two empty boxes. Level 4 (top) has 20.</p>	<p>POWERSPEL</p>  <p>A pyramid with 4 levels. Level 1 (bottom) has an empty box, an empty box, 1, and an empty box. Level 2 has 4, 1, and an empty box. Level 3 has an empty box, 15, and an empty box. Level 4 (top) has one empty box.</p>
<p>POWERSPEL</p>  <p>A pyramid with 4 levels. Level 1 (bottom) has an empty box, 0, an empty box, and an empty box. Level 2 has an empty box, 3, and an empty box. Level 3 has an empty box, 16, and an empty box. Level 4 (top) has 20.</p>	<p>POWERSPEL</p>  <p>A pyramid with 4 levels. Level 1 (bottom) has an empty box, an empty box, 2, and an empty box. Level 2 has an empty box, 2, and an empty box. Level 3 has an empty box, 16, and an empty box. Level 4 (top) has 20.</p>	<p>POWERSPEL</p>  <p>A pyramid with 4 levels. Level 1 (bottom) has an empty box, 0, 1, and an empty box. Level 2 has 3, an empty box, and 15. Level 3 has two empty boxes. Level 4 (top) has one empty box.</p>

POWERSPEL

Materiaal voor spelend en bewegend leren

<p>POWERSPEL</p> 	<p>POWERSPEL</p> 	<p>POWERSPEL</p> 
<p>POWERSPEL</p> 	<p>POWERSPEL</p> 	<p>POWERSPEL</p> 
<p>POWERSPEL</p> 	<p>POWERSPEL</p> 	<p>POWERSPEL</p> 
<p>POWERSPEL</p> 	<p>POWERSPEL</p> 	<p>POWERSPEL</p> 

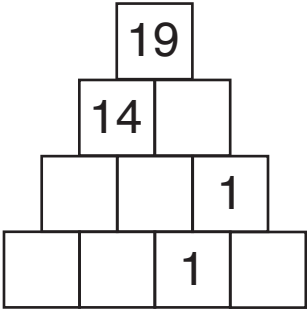
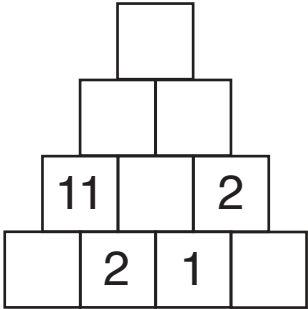
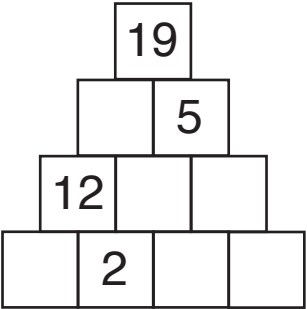
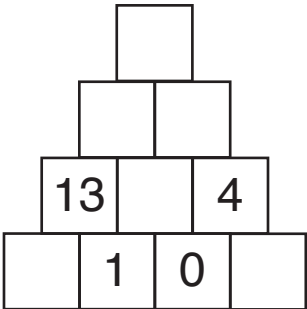
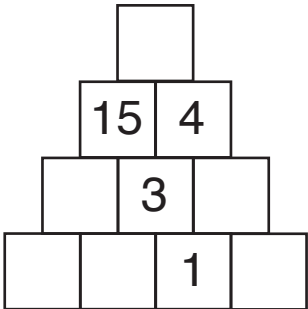
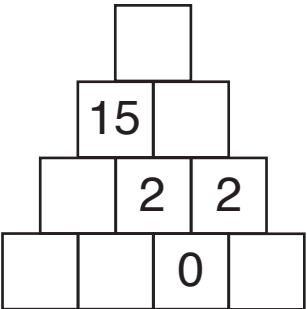
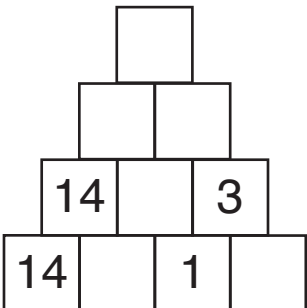
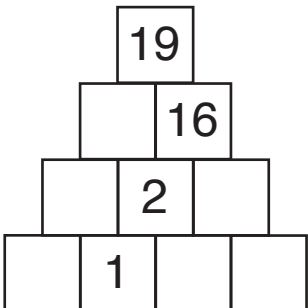
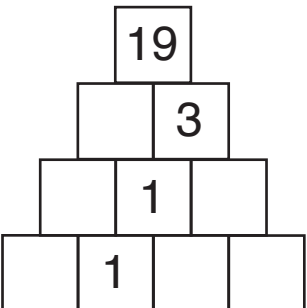
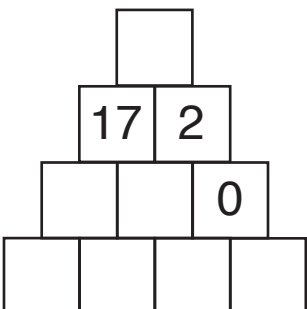
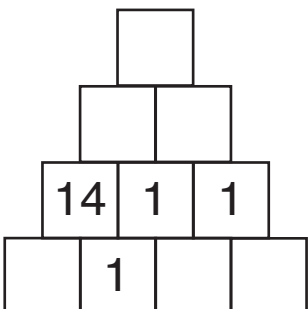
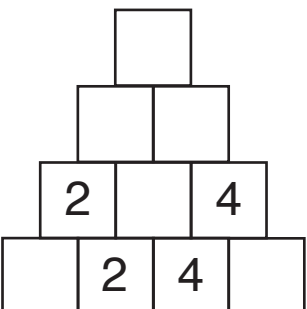
POWERSPEL

Materiaal voor spelend en bewegend leren

<p>POWERSPEL</p> <p>A pyramid with 4 levels. Level 1 (bottom): 7, empty, 2, empty. Level 2: empty, 3, empty. Level 3: 11, empty. Level 4 (top): empty.</p>	<p>POWERSPEL</p> <p>A pyramid with 4 levels. Level 1 (bottom): 7, 2, 0, 6. Level 2: empty, empty, empty. Level 3: empty, empty. Level 4 (top): empty.</p>	<p>POWERSPEL</p> <p>A pyramid with 4 levels. Level 1 (bottom): empty, 1, 0, empty. Level 2: 10, empty, 7. Level 3: empty, empty. Level 4 (top): empty.</p>
<p>POWERSPEL</p> <p>A pyramid with 4 levels. Level 1 (bottom): 1, 5, empty, empty. Level 2: empty, 6, 1. Level 3: empty, empty. Level 4 (top): empty.</p>	<p>POWERSPEL</p> <p>A pyramid with 4 levels. Level 1 (bottom): 7, empty, 1, empty. Level 2: empty, 3, empty. Level 3: 12, empty. Level 4 (top): empty.</p>	<p>POWERSPEL</p> <p>A pyramid with 4 levels. Level 1 (bottom): 4, 1, empty, empty. Level 2: empty, 2, 10. Level 3: empty, empty. Level 4 (top): empty.</p>
<p>POWERSPEL</p> <p>A pyramid with 4 levels. Level 1 (bottom): 6, empty, empty, 10. Level 2: empty, 1, empty. Level 3: empty, 12, empty. Level 4 (top): empty.</p>	<p>POWERSPEL</p> <p>A pyramid with 4 levels. Level 1 (bottom): 3, 5, empty, empty. Level 2: empty, 5, 1. Level 3: empty, empty. Level 4 (top): empty.</p>	<p>POWERSPEL</p> <p>A pyramid with 4 levels. Level 1 (bottom): empty, empty, 2, empty. Level 2: 9, 4, 2. Level 3: empty, empty. Level 4 (top): empty.</p>
<p>POWERSPEL</p> <p>A pyramid with 4 levels. Level 1 (bottom): empty, 2, 1, empty. Level 2: 10, empty, 3. Level 3: empty, empty. Level 4 (top): empty.</p>	<p>POWERSPEL</p> <p>A pyramid with 4 levels. Level 1 (bottom): empty, empty, 1, empty. Level 2: empty, 2, empty. Level 3: 13, empty. Level 4 (top): 20.</p>	<p>POWERSPEL</p> <p>A pyramid with 4 levels. Level 1 (bottom): empty, empty, 0, 5. Level 2: 12, 1, empty. Level 3: empty, empty. Level 4 (top): empty.</p>

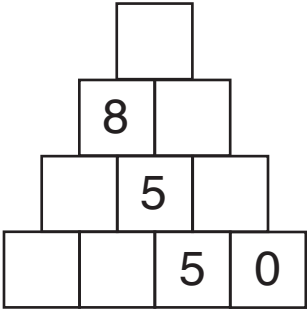
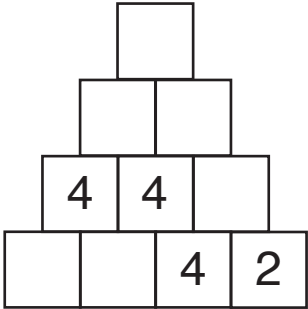
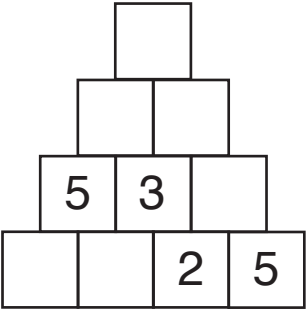
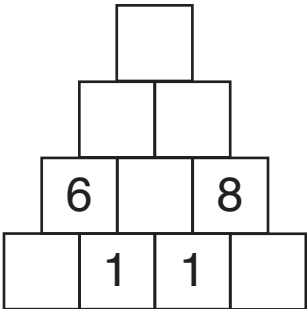
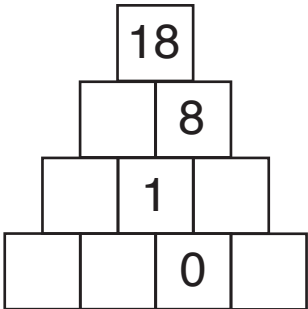
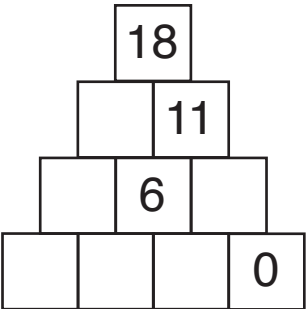
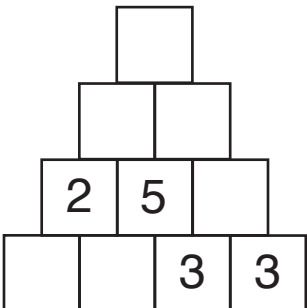
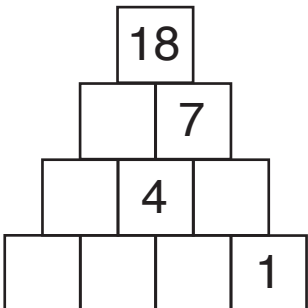
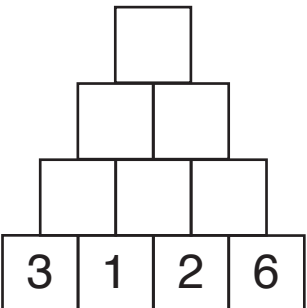
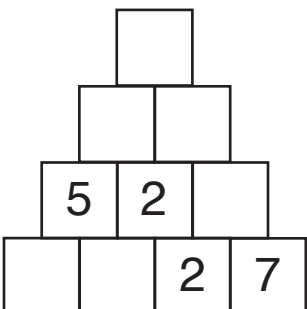
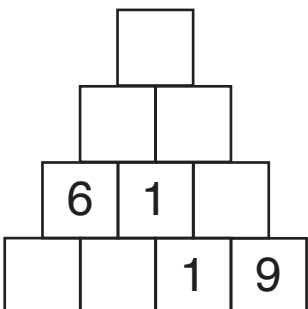
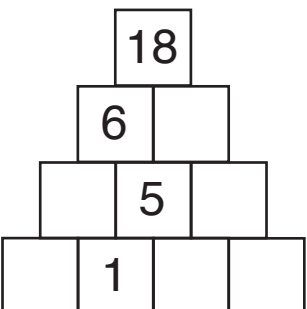
POWERSPEL

Materiaal voor spelend en bewegend leren

<p style="writing-mode: vertical-rl; transform: rotate(180deg);">POWERSPEL</p> 	<p style="writing-mode: vertical-rl; transform: rotate(180deg);">POWERSPEL</p> 	<p style="writing-mode: vertical-rl; transform: rotate(180deg);">POWERSPEL</p> 
<p style="writing-mode: vertical-rl; transform: rotate(180deg);">POWERSPEL</p> 	<p style="writing-mode: vertical-rl; transform: rotate(180deg);">POWERSPEL</p> 	<p style="writing-mode: vertical-rl; transform: rotate(180deg);">POWERSPEL</p> 
<p style="writing-mode: vertical-rl; transform: rotate(180deg);">POWERSPEL</p> 	<p style="writing-mode: vertical-rl; transform: rotate(180deg);">POWERSPEL</p> 	<p style="writing-mode: vertical-rl; transform: rotate(180deg);">POWERSPEL</p> 
<p style="writing-mode: vertical-rl; transform: rotate(180deg);">POWERSPEL</p> 	<p style="writing-mode: vertical-rl; transform: rotate(180deg);">POWERSPEL</p> 	<p style="writing-mode: vertical-rl; transform: rotate(180deg);">POWERSPEL</p> 

POWERSPEL

Materiaal voor spelend en bewegend leren

<p>POWERSPEL</p> 	<p>POWERSPEL</p> 	<p>POWERSPEL</p> 
<p>POWERSPEL</p> 	<p>POWERSPEL</p> 	<p>POWERSPEL</p> 
<p>POWERSPEL</p> 	<p>POWERSPEL</p> 	<p>POWERSPEL</p> 
<p>POWERSPEL</p> 	<p>POWERSPEL</p> 	<p>POWERSPEL</p> 

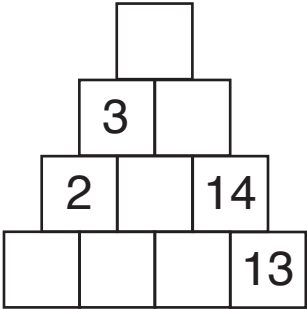
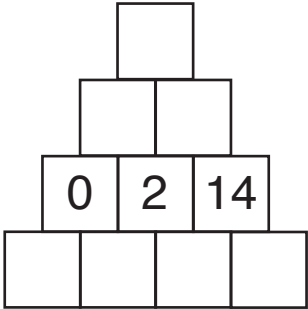
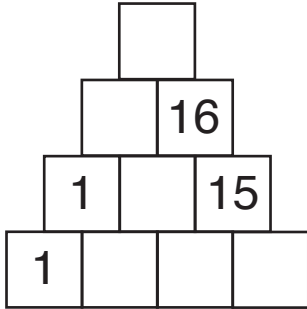
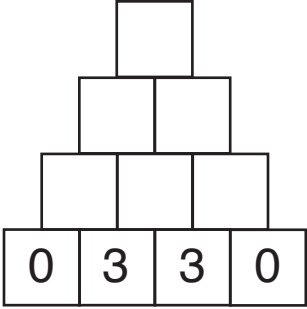
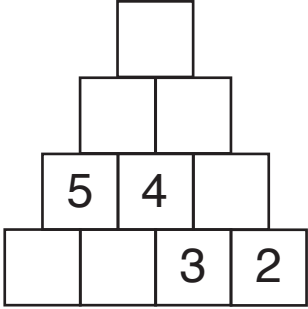
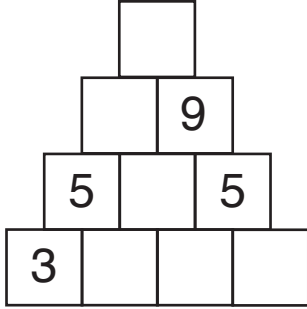
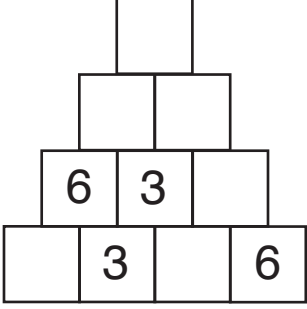
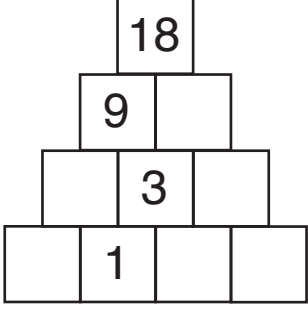
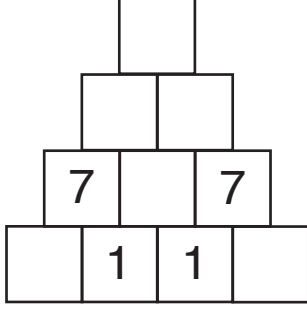
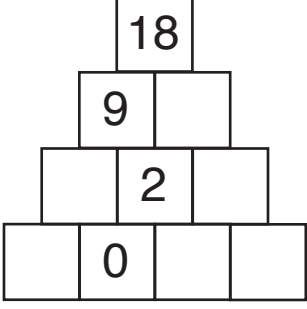
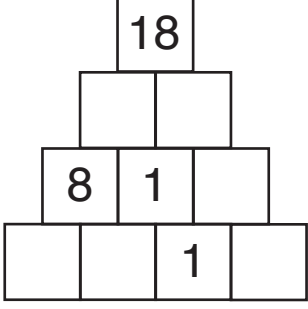
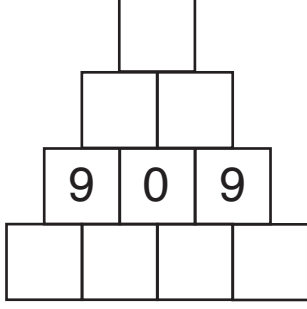
POWERSPEL

Materiaal voor spelend en bewegend leren

<p>POWERSPEL</p>	<p>POWERSPEL</p>	<p>POWERSPEL</p>
<p>POWERSPEL</p>	<p>POWERSPEL</p>	<p>POWERSPEL</p>
<p>POWERSPEL</p>	<p>POWERSPEL</p>	<p>POWERSPEL</p>
<p>POWERSPEL</p>	<p>POWERSPEL</p>	<p>POWERSPEL</p>

POWERSPEL

Materiaal voor spelend en bewegend leren

<p style="writing-mode: vertical-rl; transform: rotate(180deg);">POWERSPEL</p>  <p>A pyramid with 4 levels. Level 1 (top): 1 empty box. Level 2: 3, 1 empty box. Level 3: 2, 1 empty box, 14. Level 4 (bottom): 1 empty box, 1 empty box, 1 empty box, 13.</p>	<p style="writing-mode: vertical-rl; transform: rotate(180deg);">POWERSPEL</p>  <p>A pyramid with 4 levels. Level 1 (top): 1 empty box. Level 2: 1 empty box, 1 empty box. Level 3: 0, 2, 14. Level 4 (bottom): 1 empty box, 1 empty box, 1 empty box, 1 empty box.</p>	<p style="writing-mode: vertical-rl; transform: rotate(180deg);">POWERSPEL</p>  <p>A pyramid with 4 levels. Level 1 (top): 1 empty box. Level 2: 1 empty box, 16. Level 3: 1, 1 empty box, 15. Level 4 (bottom): 1, 1 empty box, 1 empty box, 1 empty box.</p>
<p style="writing-mode: vertical-rl; transform: rotate(180deg);">POWERSPEL</p>  <p>A pyramid with 4 levels. Level 1 (top): 1 empty box. Level 2: 1 empty box, 1 empty box. Level 3: 1 empty box, 1 empty box, 1 empty box. Level 4 (bottom): 0, 3, 3, 0.</p>	<p style="writing-mode: vertical-rl; transform: rotate(180deg);">POWERSPEL</p>  <p>A pyramid with 4 levels. Level 1 (top): 1 empty box. Level 2: 1 empty box, 1 empty box. Level 3: 5, 4, 1 empty box. Level 4 (bottom): 1 empty box, 1 empty box, 3, 2.</p>	<p style="writing-mode: vertical-rl; transform: rotate(180deg);">POWERSPEL</p>  <p>A pyramid with 4 levels. Level 1 (top): 1 empty box. Level 2: 1 empty box, 9. Level 3: 5, 1 empty box, 5. Level 4 (bottom): 3, 1 empty box, 1 empty box, 1 empty box.</p>
<p style="writing-mode: vertical-rl; transform: rotate(180deg);">POWERSPEL</p>  <p>A pyramid with 4 levels. Level 1 (top): 1 empty box. Level 2: 1 empty box, 1 empty box. Level 3: 6, 3, 1 empty box. Level 4 (bottom): 1 empty box, 3, 1 empty box, 6.</p>	<p style="writing-mode: vertical-rl; transform: rotate(180deg);">POWERSPEL</p>  <p>A pyramid with 4 levels. Level 1 (top): 18. Level 2: 9, 1 empty box. Level 3: 1 empty box, 3, 1 empty box. Level 4 (bottom): 1 empty box, 1, 1 empty box, 1 empty box.</p>	<p style="writing-mode: vertical-rl; transform: rotate(180deg);">POWERSPEL</p>  <p>A pyramid with 4 levels. Level 1 (top): 1 empty box. Level 2: 1 empty box, 1 empty box. Level 3: 7, 1 empty box, 7. Level 4 (bottom): 1 empty box, 1, 1, 1 empty box.</p>
<p style="writing-mode: vertical-rl; transform: rotate(180deg);">POWERSPEL</p>  <p>A pyramid with 4 levels. Level 1 (top): 18. Level 2: 9, 1 empty box. Level 3: 1 empty box, 2, 1 empty box. Level 4 (bottom): 1 empty box, 0, 1 empty box, 1 empty box.</p>	<p style="writing-mode: vertical-rl; transform: rotate(180deg);">POWERSPEL</p>  <p>A pyramid with 4 levels. Level 1 (top): 18. Level 2: 1 empty box, 1 empty box. Level 3: 8, 1, 1 empty box. Level 4 (bottom): 1 empty box, 1 empty box, 1, 1 empty box.</p>	<p style="writing-mode: vertical-rl; transform: rotate(180deg);">POWERSPEL</p>  <p>A pyramid with 4 levels. Level 1 (top): 1 empty box. Level 2: 1 empty box, 1 empty box. Level 3: 9, 0, 9. Level 4 (bottom): 1 empty box, 1 empty box, 1 empty box, 1 empty box.</p>

POWERSPEL

Materiaal voor spelend en bewegend leren